

The Economic Impact of Gloucestershire's Visitor Economy 2016

Produced on behalf of Cotswold District Council
By
The South West Research Company Ltd



January 2018

Contents

	Page
Introduction	3
Gloucestershire	4
Cheltenham	23
Cotswold	33
Forest of Dean	43
Gloucester	53
Stroud	63
Tewkesbury	73



Introduction

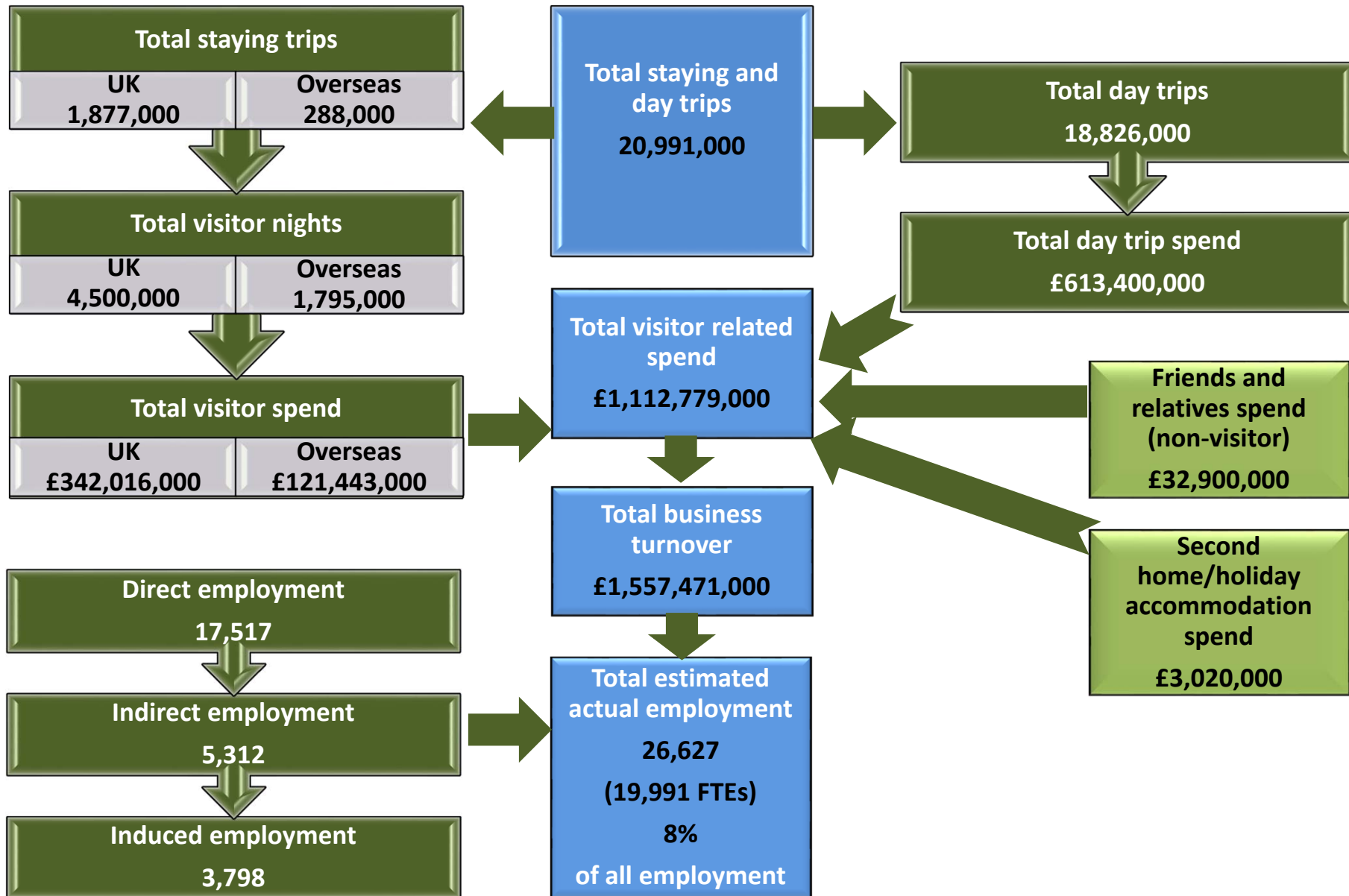
This report examines the volume and value of tourism and the impact of visitor expenditure on the local economy in Gloucestershire in 2016.

The figures were derived using the Cambridge Economic Impact Model undertaken by The South West Research Company (TSWRC). The model utilises information from national tourism surveys and regionally/locally based data. It distributes regional activity as measured in those surveys to local areas using 'drivers' such as the accommodation stock and occupancy which influence the distribution of tourism activity at local level.

For further information on the Cambridge Model and the terms used in this report please see Appendix 1 which accompanies this report.

For an overview of 2016, including key facts about the economy, weather and key events please see Appendix 2 of this report.

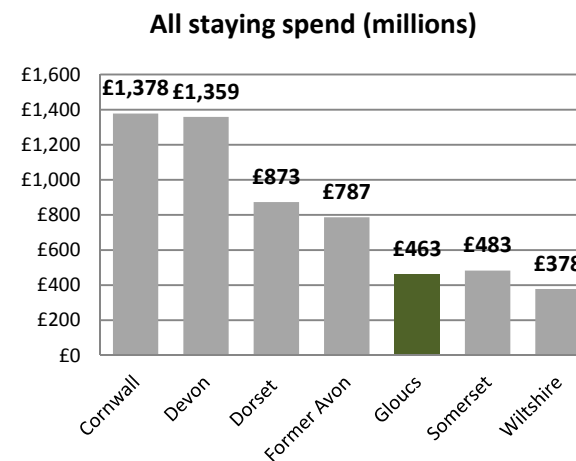
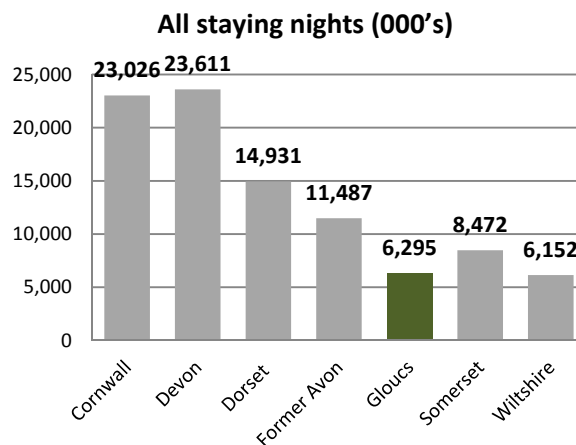
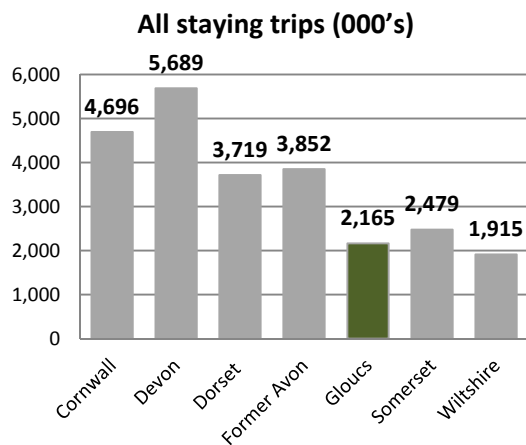
Gloucestershire - Key facts at a glance



Gloucestershire – Staying visits

Information on staying visits is derived from the Great Britain Tourism Survey (GBTS) for domestic visitors and from the International Passenger Survey (IPS) for Overseas visitors. The methodology of both surveys has been stable since 2006 allowing for direct comparison between years and the analysis of trend data. Data at a county level is derived from the national surveys for trips, nights and spend but adjusted to account for local data and modelled below this level.

Gloucestershire - Staying visits in the regional context



Area	Domestic trips (000's)	Overseas trips (000's)	Domestic nights (000's)	Overseas nights (000's)	Domestic spend (millions)	Overseas spend (millions)
Cornwall	4,350	346	20,640	2,386	£1,239	£138
Devon	5,220	469	20,111	3,500	£1,153	£205
Dorset	3,357	362	11,613	3,318	£665	£208
Former Avon	2,943	909	6,240	5,247	£486	£301
Gloucestershire	1,877	288	4,500	1,795	£342	£121
Somerset	2,259	220	6,962	1,510	£401	£82
Wiltshire	1,611	304	4,316	1,836	£271	£106

Gloucestershire - Staying visits by accommodation type

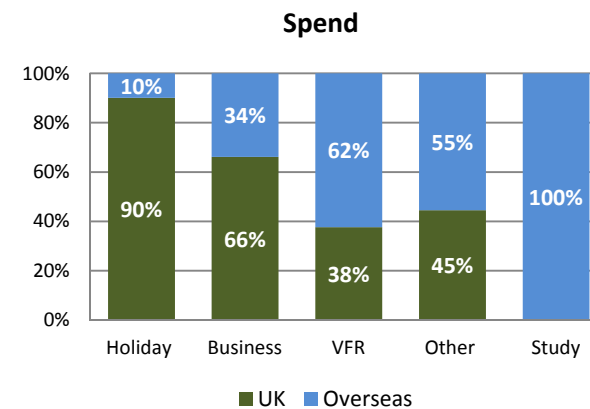
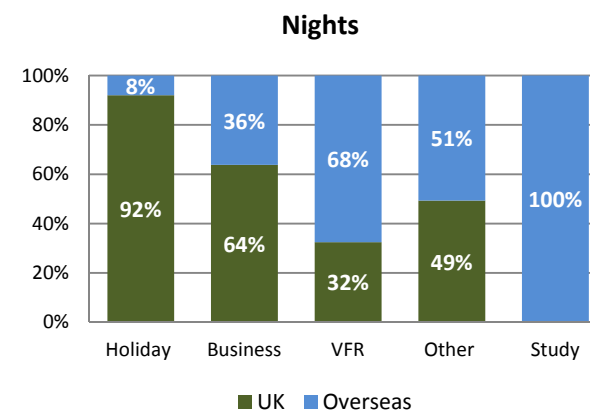
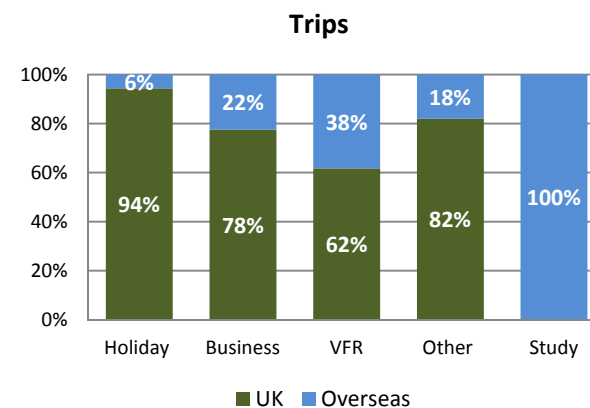
Domestic tourists	Trips	Nights	Spend
Serviced	684,000	1,199,000	£159,230,000
Self catering	274,000	918,000	£83,704,000
Touring caravans /tents	157,000	579,000	£25,751,000
Static vans/holiday centres	2,000	8,000	£394,000
Group/campus	23,000	57,000	£2,073,000
Paying guest in private homes	0	0	£0
Second homes	30,000	139,000	£3,418,000
Boat moorings	20,000	73,000	£4,565,000
Other	13,000	35,000	£3,764,000
Staying with friends and relatives	674,000	1,492,000	£59,117,000
Total	1,877,000	4,500,000	£342,016,000

Overseas tourists	Trips	Nights	Spend
Serviced	111,000	328,000	£43,881,000
Self catering	14,000	237,000	£13,311,000
Touring caravans /tents	13,000	55,000	£2,947,000
Static vans/holiday centres	0	0	£36,000
Group/campus	13,000	173,000	£12,286,000
Paying guest in private homes	5,000	85,000	£3,158,000
Second homes	5,000	67,000	£3,934,000
Boat moorings	0	0	£0
Other	29,000	72,000	£5,243,000
Staying with friends and relatives	98,000	778,000	£36,647,000
Total	288,000	1,795,000	£121,443,000

Gloucestershire - Staying visits by purpose

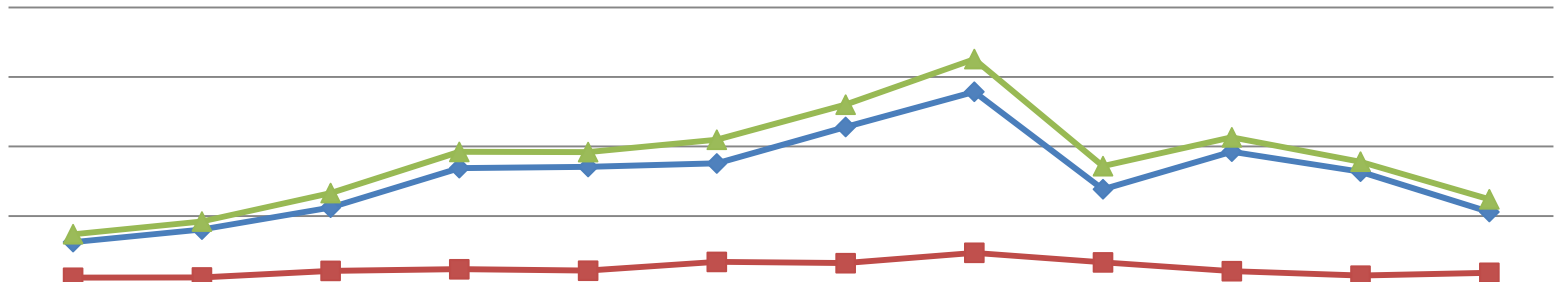
Domestic tourists	Trips	Nights	Spend
Holiday	1,412,000	3,488,000	£244,838,000
Business	221,000	544,000	£71,801,000
Visits to friends and relatives	203,000	394,000	£20,397,000
Other	41,000	74,000	£4,980,000
Study	0	0	£0
Total	1,877,000	4,500,000	£342,016,000

Overseas tourists	Trips	Nights	Spend
Holiday	84,000	303,000	£26,869,000
Business	64,000	309,000	£36,802,000
Visits to friends and relatives	126,000	819,000	£33,770,000
Other	9,000	76,000	£6,211,000
Study	5,000	288,000	£17,791,000
Total	288,000	1,795,000	£121,443,000



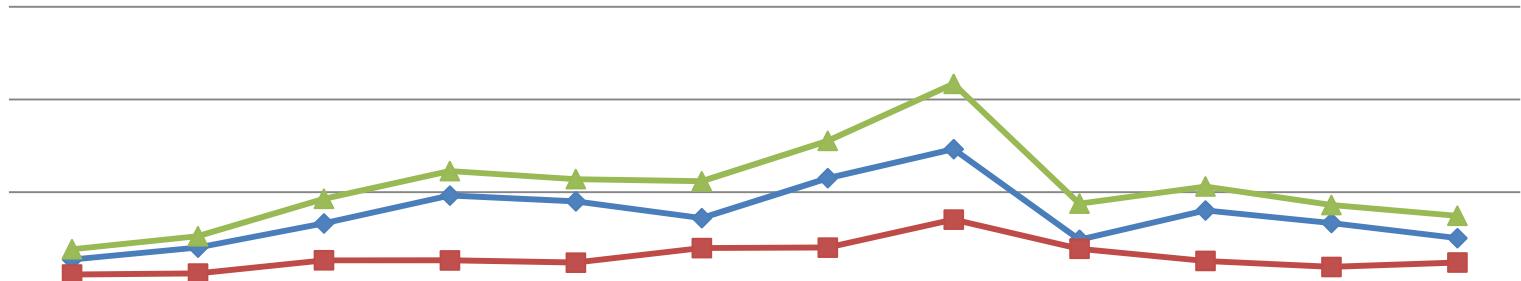
Gloucestershire - Estimated seasonality of staying visits

Seasonality - trips



	Jan	Feb	Mar	Apr	May	Jun	Jul	Aug	Sep	Oct	Nov	Dec
UK trips (000's)	62.5	80.5	112.0	168.8	170.5	175.6	227.9	278.6	138.5	192.5	163.8	105.8
OS trips (000's)	11.2	11.6	20.9	23.4	21.3	34.0	32.1	47.0	33.3	20.6	14.2	18.3
Total trips (000's)	73.7	92.1	132.9	192.2	191.8	209.6	260.1	325.6	171.7	213.1	178.0	124.1

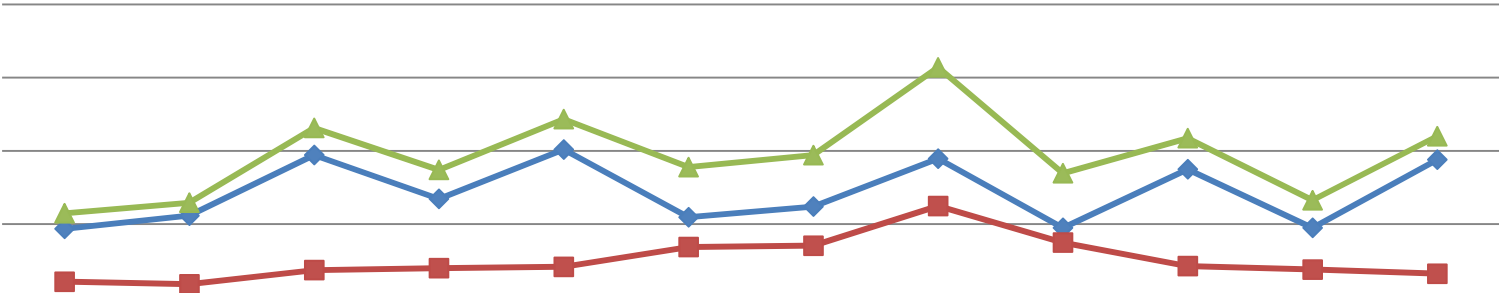
Seasonality - nights



	Jan	Feb	Mar	Apr	May	Jun	Jul	Aug	Sep	Oct	Nov	Dec
UK nights (000's)	136.2	201.1	331.6	481.7	450.4	360.0	575.6	732.1	243.5	401.7	333.9	252.2
OS nights (000's)	55.7	61.1	132.7	132.1	120.1	198.6	201.1	352.4	194.6	129.1	96.9	120.5
Total nights (000's)	191.9	262.3	464.3	613.8	570.5	558.6	776.7	1084.5	438.0	530.8	430.8	372.7

Gloucestershire - Estimated seasonality of staying visits

Seasonality - spend



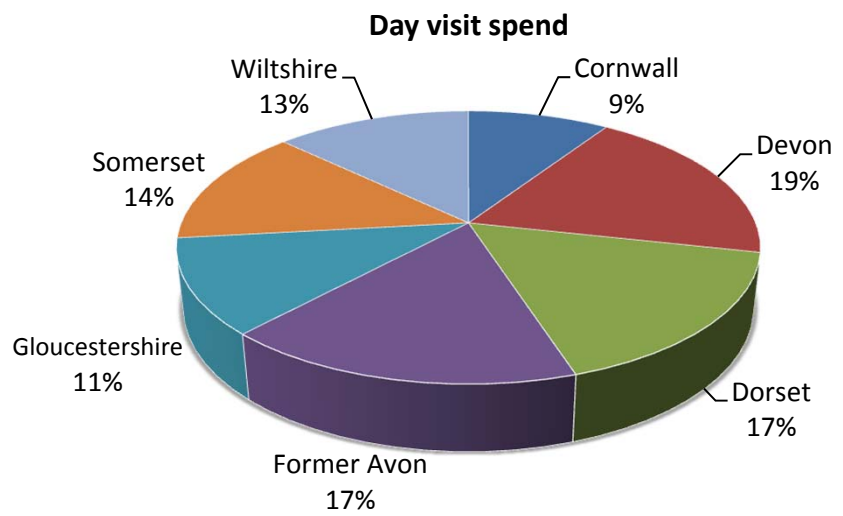
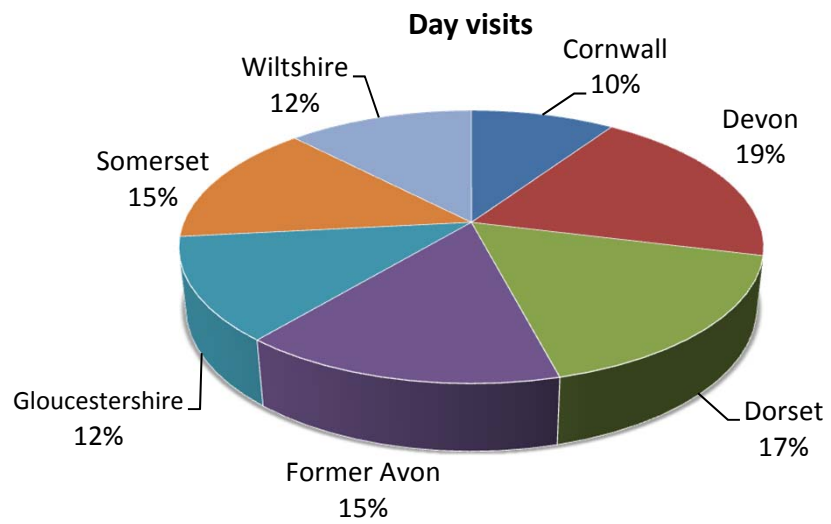
	Jan	Feb	Mar	Apr	May	Jun	Jul	Aug	Sep	Oct	Nov	Dec
UK spend (mn's)	18.7	22.3	38.9	26.9	40.4	21.9	24.8	37.9	18.9	35.0	18.9	37.6
OS spend (mn's)	4.2	3.5	7.4	7.9	8.3	13.7	14.1	24.9	14.9	8.5	7.6	6.4
Total spend (mn's)	22.9	25.8	46.2	34.8	48.7	35.6	38.8	62.8	33.9	43.5	26.5	44.0

Gloucestershire – Day visits

Information on day visits within this report has been derived from the 2016 Great Britain Day Visit Survey (GBDVS). The survey, which was first undertaken in 2011, provides a much needed update on day visit activity in Great Britain and generally speaking estimated greater frequencies of trip taking than the previous day visit survey (England Leisure Visits Survey 2005). As a result of the new methodology in 2011 comparisons with previous day visit estimates are not possible.

The GBDVS distinguishes between day visits to a town or city; to the seaside and coast; and to the countryside. Different drivers are used within the model to distribute these trips. Local 'drivers' such as attraction footfall, quality and size of countryside and coastline are factored into the model for this purpose.

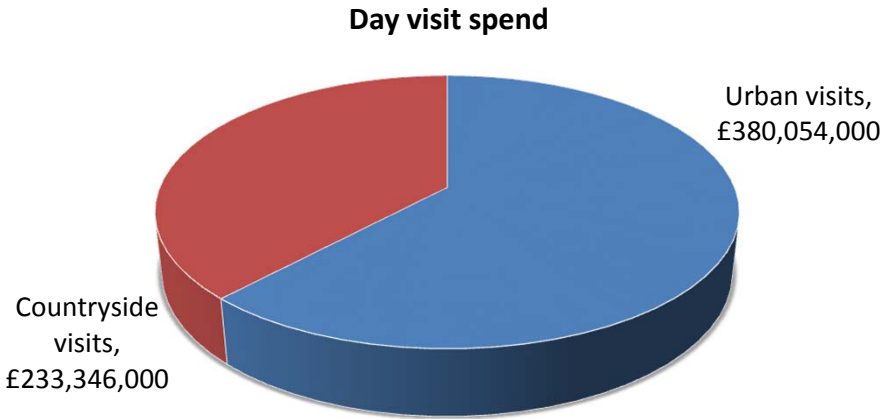
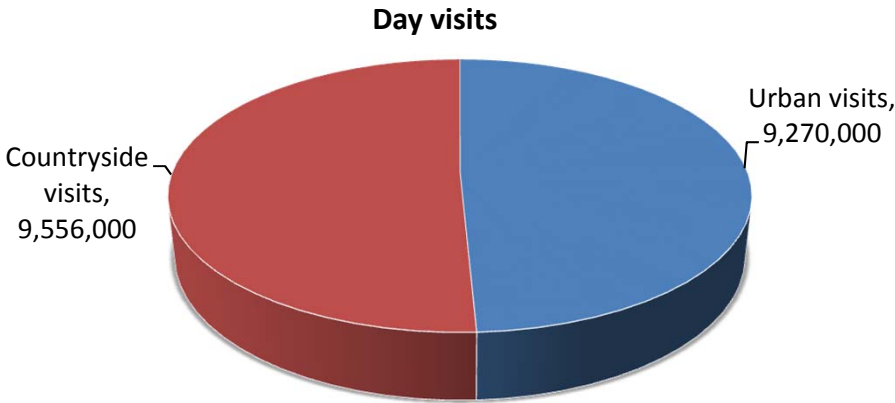
Gloucestershire - Day visits in the regional context



Area	Day visits (millions)	Day visit spend (millions)
Cornwall	14.5	£505.5
Devon	29.9	£1,041.2
Dorset	26.2	£899.8
Former Avon	23.3	£921.5
Gloucestershire	18.8	£613.4
Somerset	22.2	£754.9
Wiltshire	18.8	£700.8

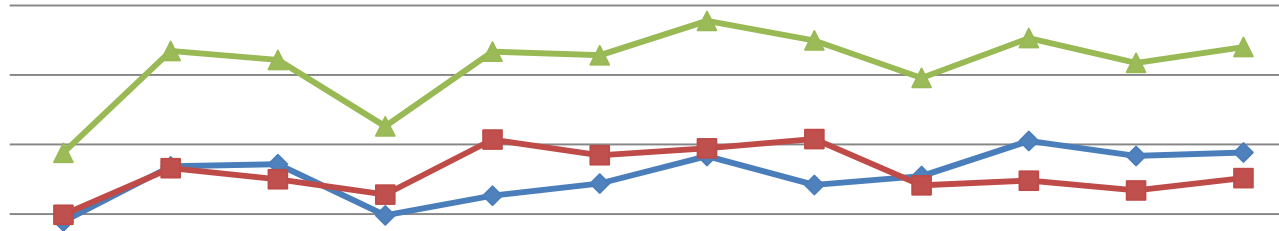
Gloucestershire - Day visits by location

Total day visits	Total day visit spend
18,826,000	£613,400,000



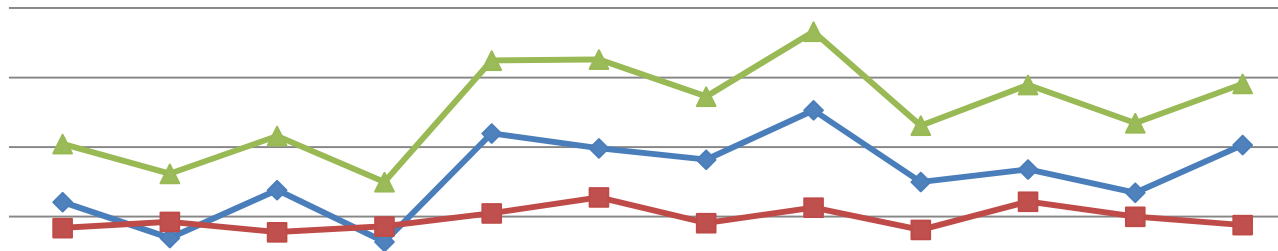
Gloucestershire - Estimated seasonality of day visits

Seasonality - day visits (000's)



	Jan	Feb	Mar	Apr	May	Jun	Jul	Aug	Sep	Oct	Nov	Dec
Urban(000's)	445.7	842.5	858.1	490.3	631.7	719.3	916.4	708.8	772.7	1025.4	916.9	942.1
Rural (000's)	494.7	829.8	749.8	639.6	1035.2	922.1	972.2	1039.0	705.7	739.7	669.8	758.4
Total (000's)	940.4	1672.3	1607.9	1129.9	1667.0	1641.4	1888.6	1747.8	1478.4	1765.1	1586.7	1700.5

Seasonality - day visit spend (millions)



	Jan	Feb	Mar	Apr	May	Jun	Jul	Aug	Sep	Oct	Nov	Dec
Urban (mn)	24.2	13.8	27.6	12.7	43.9	39.7	36.4	50.6	30.0	33.6	26.9	40.6
Rural (mn)	16.7	18.5	15.5	17.2	21.0	25.5	18.1	22.6	16.2	24.3	20.0	17.6
Total (mn)	40.9	32.3	43.2	29.9	64.9	65.2	54.5	73.2	46.2	57.9	46.9	58.2

Gloucestershire - Direct visitor expenditure by category

Information on the breakdown of visitor spending is available from the three main tourism and day visitor surveys by type of visitor. The Model divides the expenditure between five sectors:

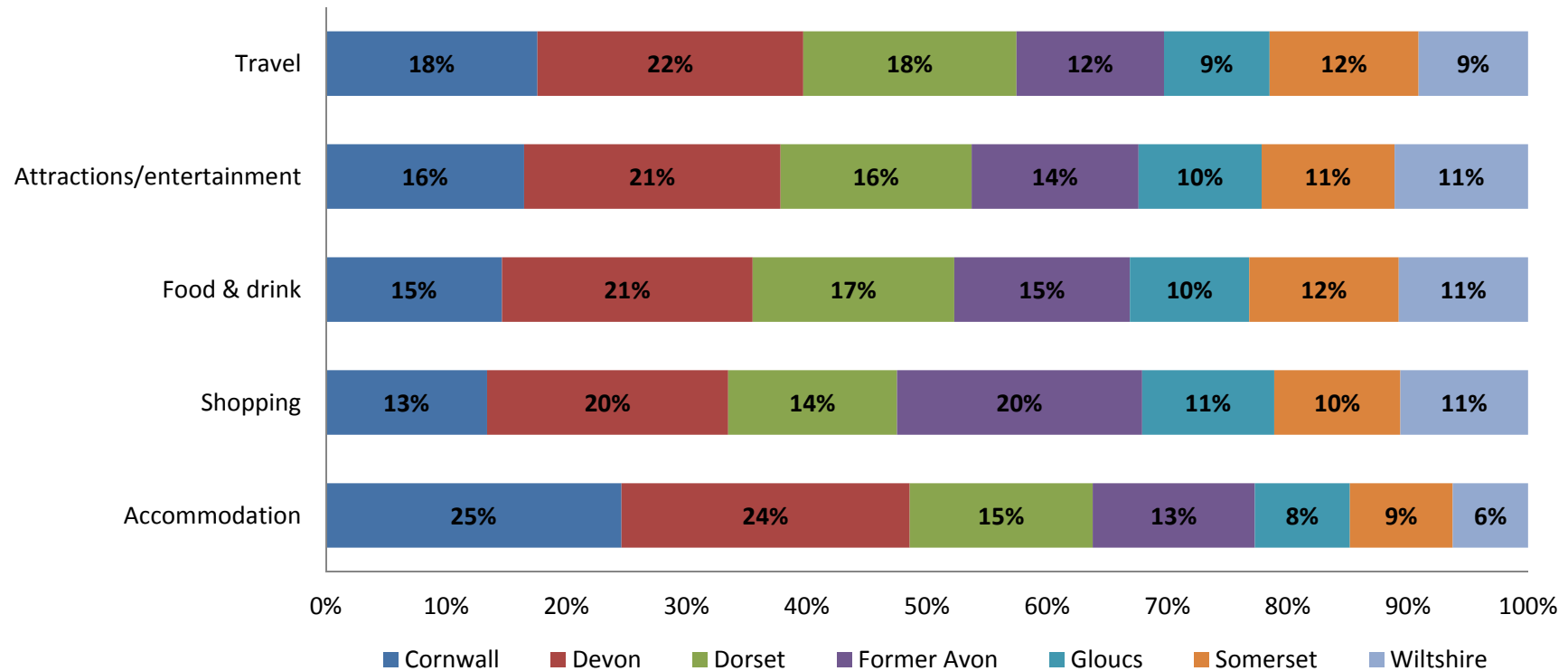
- Accommodation
- Shopping for gifts, clothes and other goods
- Eating and drinking in restaurants, cafes and inns
- Entry to attractions, entertainment and hire of goods and services
- Transport and travel costs including public transport, purchase of fuel and parking

The following pages look at the breakdown of this expenditure and business turnover arising from this expenditure.

By applying the expenditure breakdown to the estimates of visitor spending the Model generates estimates of total spending by the five business sectors. Visitor expenditure in each sector represents additional turnover for businesses in those sectors. However, evidence from national studies suggests that some minor adjustments are required to match visitor spend to business turnover. In particular, some expenditure on food and drink actually takes place in inns and hotels that fall into the accommodation sector and at attractions. The turnover for each business sector has therefore been adjusted to take account of these marginal changes. More significantly, expenditure on travel costs associated with individual trips is as likely to take place at the origin of the trip as it is at the actual destination. It is therefore assumed that only 60% of total travel expenditure accrues to the destination area.

Gloucestershire – Direct visitor expenditure by category in the regional context

South West	Accommodation	Shopping	Food & drink	Attractions/entertainment	Travel	TOTAL
Spend	£2,112,311,000	£2,588,234,000	£3,545,019,000	£1,238,965,000	£1,673,019,000	£11,157,549,000
%	19%	23%	32%	11%	15%	100%



Gloucestershire – Direct visitor expenditure by category



Accommodation

- UK staying visitors £128,853,000
- Overseas staying visitors £38,024,000



Shopping

- UK staying visitors £40,564,000
- Overseas staying visitors £32,231,000
- Day visitors £211,507,000



Food & drink

- UK staying visitors £77,011,000
- Overseas staying visitors £25,380,000
- Day visitors £249,557,000



Attractions/entertainment

- UK staying visitors £33,934,000
- Overseas staying visitors £14,324,000
- Day visitors £78,571,000



Travel

- UK staying visitors £61,654,000
- Overseas staying visitors £11,484,000
- Day visitors £73,765,000

Gloucestershire – Other visitor related expenditure by category



Second Homes

£1,934,000



Boats

£1,086,000



Visiting friends and relatives (non-visitor spend)

£32,900,000

- Spend on second homes estimates cover rates, maintenance, and replacement of furniture and fittings.
- Spend on boats estimates cover berthing charges, servicing and maintenance and upgrading of equipment.
- Additional spending is incurred by friends and relatives as a result of people coming to stay with them.

Gloucestershire – Business turnover

Turnover derived from trip expenditure	Staying visitor related	Day visitor related	Total
Accommodation	£168,924,000	£4,991,000	£173,915,000
Retailing	£72,068,000	£209,392,000	£281,460,000
Catering	£99,319,000	£242,070,000	£341,389,000
Attractions/entertainment	£50,010,000	£83,182,000	£133,192,000
Transport	£43,883,000	£44,259,000	£88,142,000
Arising from non trip spend	£35,920,000	£0	£35,920,000
Total Direct	£470,124,000	£583,894,000	£1,054,018,000

*Adjustments have been made to recognise that some spending on retail and food and drink will fall within attractions or accommodation establishments. It is assumed that 40% of travel spend will take place at the origin of the trip rather than at the destination.

Total business turnover supported by tourism activity	Staying visitor related	Day visitor related	Total
Direct	£470,124,000	£583,894,000	£1,054,018,000
Supplier and income induced	£253,913,000	£249,540,000	£503,453,000
Total	£724,037,000	£833,434,000	£1,557,471,000

Gloucestershire – Tourism related employment

Having identified the value of turnover generated by visitor spending in each business sector it is possible to estimate the employment associated with that spending.

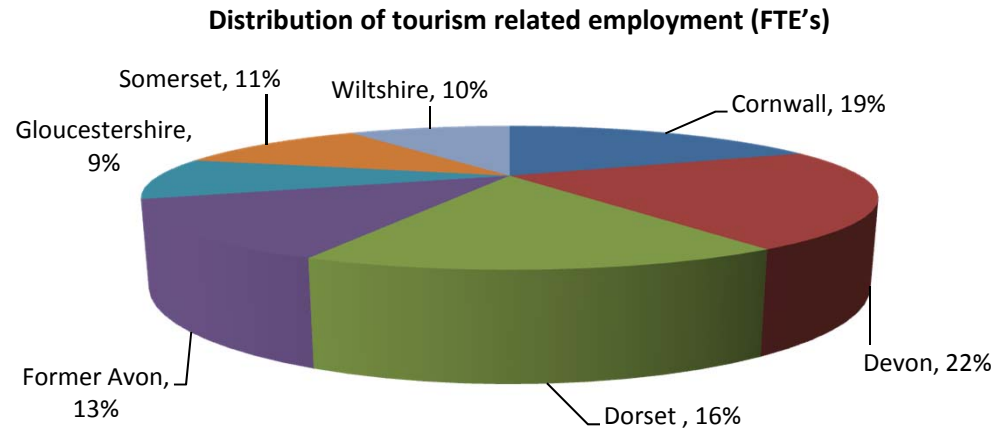
The use of visitor expenditure to generate job numbers underestimates the number of jobs arising in the attractions/entertainment sector. The underestimate arises because local authorities and voluntary bodies do not always seek to recoup the full operating costs of individual attractions or facilities from entrance charges. Therefore an additional percentage of direct employment is added to the attractions sector estimates to take account of this factor.

This section of the report looks at employment on three levels;

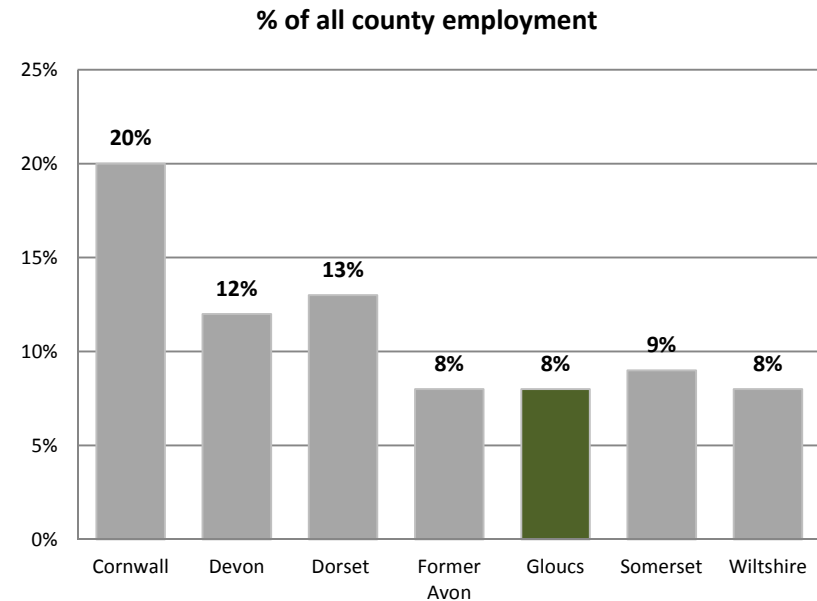
- **Direct Jobs** - Direct jobs are those in businesses in receipt of visitor spending. For example, jobs supported by visitor spending at a hotel would be direct jobs.
- **Indirect Jobs** - Indirect employment arises as a result of expenditure by businesses in direct receipt of visitor expenditure on the purchase of goods and services for their businesses. For example, some of the employment at a business supplying food and drink may be supported through the supplies that the business sells to hotels (or any other business in direct receipt of visitor expenditure).
- **Induced Jobs** - Induced jobs are those that are supported by the spending of wages by employees in direct and indirect jobs. Such spending will be spread across a wide range of service sectors.

Estimates are shown for actual jobs and full time equivalent jobs (FTE's).

Gloucestershire – Tourism related employment in the regional context



Area	Number of FTE's
Cornwall	40,386
Devon	47,284
Dorset	34,223
Former Avon	27,854
Gloucestershire	19,991
Somerset	24,305
Wiltshire	20,655



Gloucestershire – Tourism related employment

Estimated actual employment



Full time equivalent employment (FTE's)



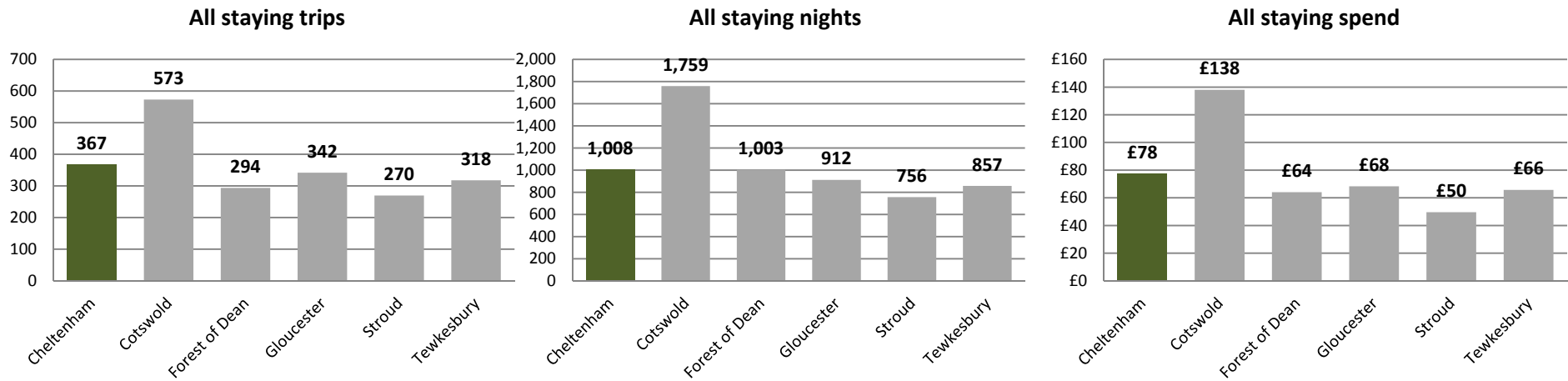
Direct employment in businesses in receipt of visitor expenditure (FTE's)	Staying visitor related	Day visitor related	Total
Accommodation	2,264	67	2,330
Retailing	569	1,655	2,224
Catering	1,257	3,063	4,319
Attractions/entertainment	762	1,267	2,029
Transport	262	264	527
Arising from non trip spend	570	0	570
Total Direct	5,684	6,316	11,999

Value of Tourism 2016

Cheltenham

Key Facts	
367,200	Staying visitor trips
1,008,000	Staying visitor nights
£77,647,000	Staying visitor spend
1,845,000	Day visits
£74,009,000	Day visitor spend
£151,656,000	Direct visitor spend
£6,294,000	Other related spend
£157,950,000	TOTAL VISITOR RELATED SPEND
£204,803,000	TOTAL BUSINESS TURNOVER SUPPORTED
3,607	Estimated actual employment
2,662	FTE employment
6%	Proportion of all employment

Cheltenham - Staying visits in the county context



Area	Domestic trips (000's)	Overseas trips (000's)	Domestic nights (000's)	Overseas nights (000's)	Domestic spend (millions)	Overseas spend (millions)
Cheltenham	316	51	705	303	£57	£20
Cotswold	504	69	1,304	455	£105	£33
Forest of Dean	254	40	685	318	£44	£20
Gloucester	294	48	637	275	£50	£18
Stroud	232	37	535	221	£36	£14
Tewkesbury	276	42	634	223	£50	£16

Cheltenham - Staying visits by accommodation type

Domestic tourists	Trips	Nights	Spend
Serviced	132,900	233,000	£30,936,000
Self catering	41,700	140,000	£12,730,000
Touring caravans /tents	10,400	38,000	£1,705,000
Static vans/holiday centres	0	0	£0
Group/campus	300	1,000	£26,000
Paying guest in private homes	0	0	£0
Second homes	1,100	5,000	£121,000
Boat moorings	0	0	£0
Other	2,500	7,000	£712,000
Staying with friends and relatives	127,500	282,000	£11,187,000
Total	316,300	705,000	£57,418,000

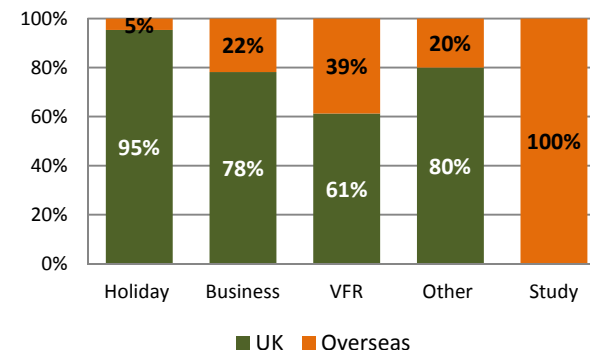
Overseas tourists	Trips	Nights	Spend
Serviced	21,600	64,000	£8,526,000
Self catering	2,100	36,000	£2,024,000
Touring caravans /tents	900	4,000	£195,000
Static vans/holiday centres	0	0	£0
Group/campus	200	2,000	£155,000
Paying guest in private homes	2,000	34,000	£1,263,000
Second homes	200	2,000	£139,000
Boat moorings	0	0	£0
Other	5,500	14,000	£992,000
Staying with friends and relatives	18,500	147,000	£6,935,000
Total	50,900	303,000	£20,229,000

Cheltenham - Staying visits by purpose

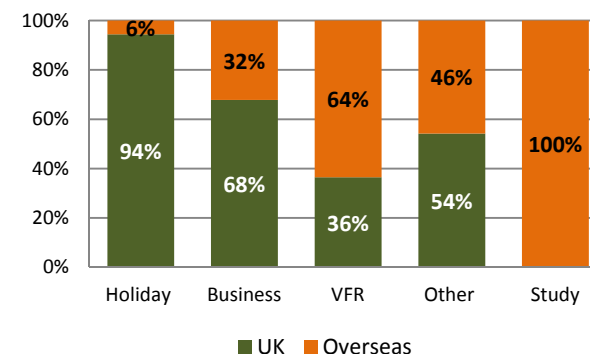
Domestic tourists	Trips	Nights	Spend
Holiday	227,000	524,000	£38,901,000
Business	43,000	99,000	£13,775,000
Visits to friends and relatives	38,000	70,000	£3,811,000
Other	8,000	13,000	£931,000
Study	0	0	£0
Total	316,000	705,000	£57,418,000

Overseas tourists	Trips	Nights	Spend
Holiday	11,000	31,000	£2,796,000
Business	12,000	47,000	£5,709,000
Visits to friends and relatives	24,000	122,000	£5,103,000
Other	2,000	11,000	£938,000
Study	2,000	91,000	£5,682,000
Total	51,000	303,000	£20,229,000

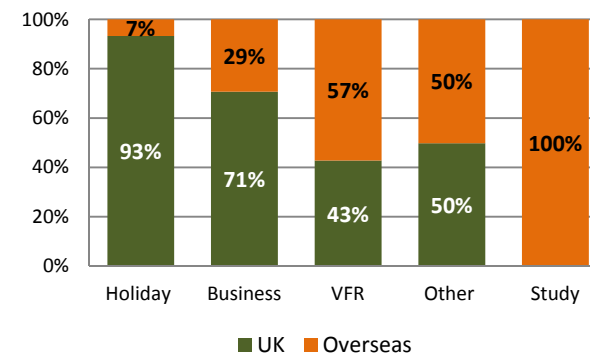
Trips



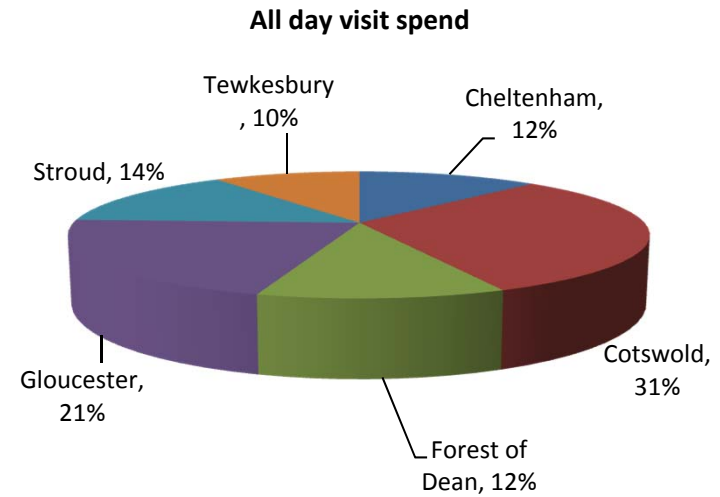
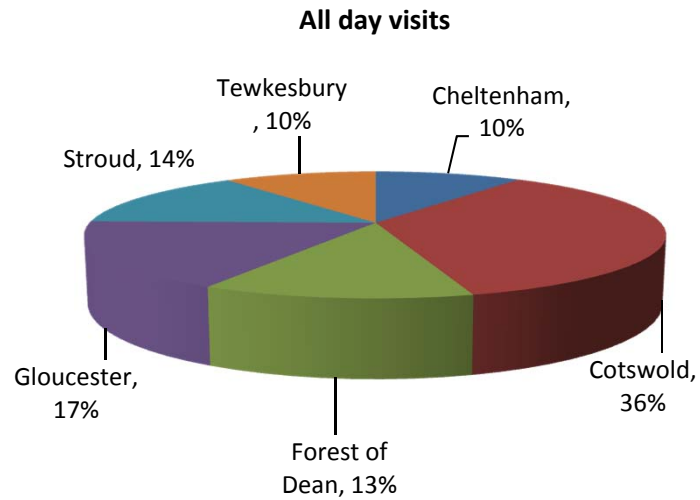
Nights



Spend



Cheltenham - Day visits in the county context

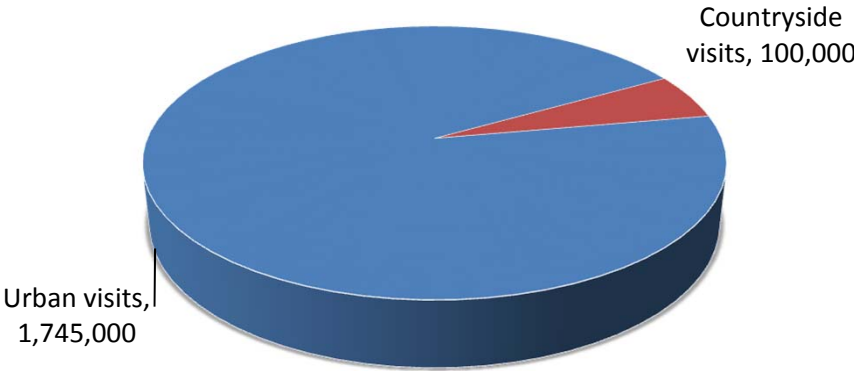


Area	Day visits	Day visit spend
Cheltenham	1.8	£74.0
Cotswold	6.7	£191.0
Forest of Dean	2.4	£70.6
Gloucester	3.3	£129.2
Stroud	2.7	£88.4
Tewkesbury	1.9	£60.1

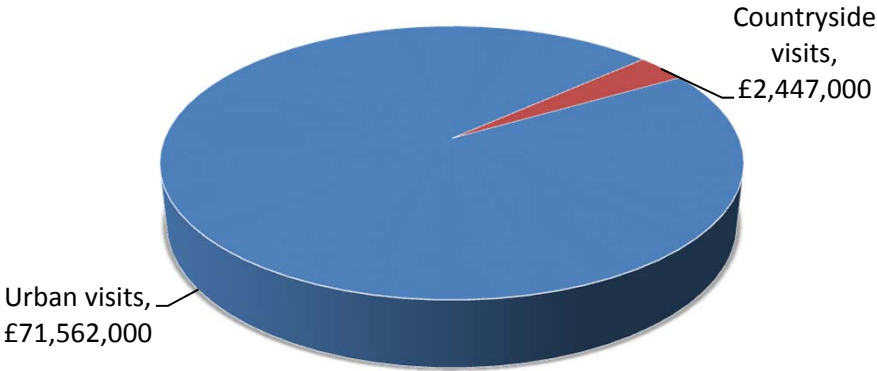
Cheltenham - Day visits by location

Total day visits	Total day visit spend
1,845,000	£74,009,000

Day visits



Day visit spend



Cheltenham – Direct visitor expenditure by category



Accommodation

- UK staying visitors £21,597,000
- Overseas staying visitors £6,177,000



Shopping

- UK staying visitors £6,714,000
- Overseas staying visitors £5,530,000
- Day visitors £31,942,000



Food & drink

- UK staying visitors £12,989,000
- Overseas staying visitors £3,987,000
- Day visitors £27,697,000



Attractions/entertainment

- UK staying visitors £5,594,000
- Overseas staying visitors £2,739,000
- Day visitors £7,326,000



Travel

- UK staying visitors £10,524,000
- Overseas staying visitors £1,796,000
- Day visitors £7,044,000

Cheltenham – Other visitor related expenditure by category



Second Homes
£68,000



Visiting friends and relatives (non-visitor spend)
£7,645,000

- Spend on second homes estimates cover rates, maintenance, and replacement of furniture and fittings.
- Additional spending is incurred by friends and relatives as a result of people coming to stay with them.

Cheltenham – Business turnover

Turnover derived from trip expenditure	Staying visitor related	Day visitor related	Total
Accommodation	£28,114,000	£554,000	£28,668,000
Retailing	£12,122,000	£31,623,000	£43,745,000
Catering	£16,467,000	£26,866,000	£43,333,000
Attractions/entertainment	£8,625,000	£7,923,000	£16,548,000
Transport	£7,392,000	£4,226,000	£11,618,000
Arising from non trip spend	£6,294,000	£0	£6,294,000
Total Direct	£79,014,000	£71,192,000	£150,206,000

*Adjustments have been made to recognise that some spending on retail and food and drink will fall within attractions or accommodation establishments. It is assumed that 40% of travel spend will take place at the origin of the trip rather than at the destination.

Total business turnover supported by tourism activity	Staying visitor related	Day visitor related	Total
Direct	£79,014,000	£71,192,000	£150,206,000
Supplier and income induced	£33,140,000	£21,457,000	£54,597,000
Total	£112,154,000	£92,649,000	£204,803,000

Cheltenham – Tourism related employment

Estimated actual employment



Full time equivalent employment (FTE's)



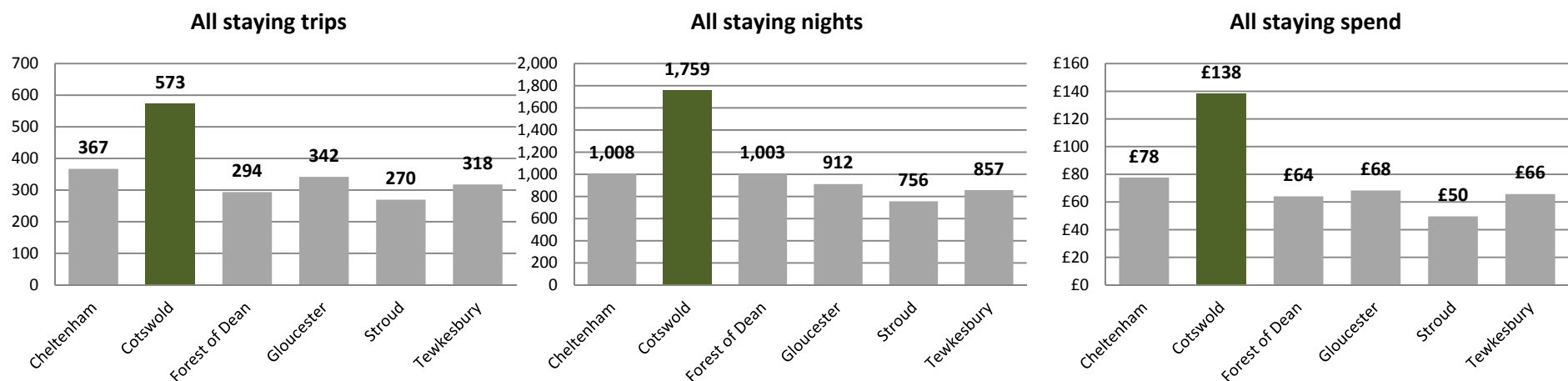
Direct employment in businesses in receipt of visitor expenditure (FTE's)	Staying visitor related	Day visitor related	Total
Accommodation	399	8	407
Retailing	102	265	366
Catering	221	360	581
Attractions/entertainment	139	128	267
Transport	47	27	74
Arising from non trip spend	100	0	100
Total Direct	1,008	788	1,796

Value of Tourism 2016

Cotswold

Key Facts	
573,000	Staying visitor trips
1,759,000	Staying visitor nights
£138,082,000	Staying visitor spend
6,723,000	Day visits
£191,041,000	Day visitor spend
£329,123,000	Direct visitor spend
£6,057,000	Other related spend
£335,180,000	TOTAL VISITOR RELATED SPEND
£382,791,000	TOTAL BUSINESS TURNOVER SUPPORTED
6,926	Estimated actual employment
4,962	FTE employment
15%	Proportion of all employment

Cotswold - Staying visits in the county context



Area	Domestic trips (000's)	Overseas trips (000's)	Domestic nights (000's)	Overseas nights (000's)	Domestic spend (millions)	Overseas spend (millions)
Cheltenham	316	51	705	303	£57	£20
Cotswold	504	69	1,304	455	£105	£33
Forest of Dean	254	40	685	318	£44	£20
Gloucester	294	48	637	275	£50	£18
Stroud	232	37	535	221	£36	£14
Tewkesbury	276	42	634	223	£50	£16

Cotswold - Staying visits by accommodation type

Domestic tourists	Trips	Nights	Spend
Serviced	200,300	351,000	£46,640,000
Self catering	119,600	401,000	£36,527,000
Touring caravans /tents	56,400	208,000	£9,257,000
Static vans/holiday centres	1,600	6,000	£319,000
Group/campus	7,500	18,000	£672,000
Paying guest in private homes	0	0	£0
Second homes	20,400	94,000	£2,323,000
Boat moorings	3,700	13,000	£841,000
Other	1,800	5,000	£520,000
Staying with friends and relatives	93,000	206,000	£8,161,000
Total	504,000	1,304,000	£105,259,000

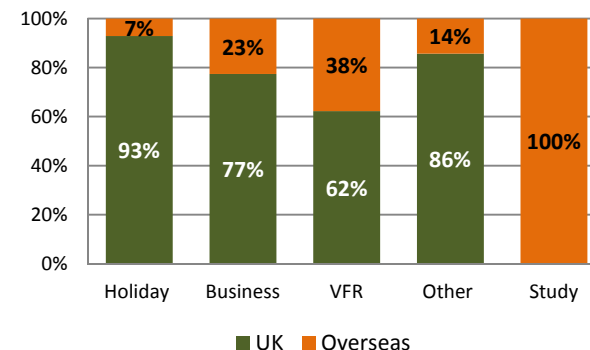
Overseas tourists	Trips	Nights	Spend
Serviced	32,500	96,000	£12,853,000
Self catering	6,100	103,000	£5,809,000
Touring caravans /tents	4,700	20,000	£1,059,000
Static vans/holiday centres	0	0	£29,000
Group/campus	4,200	56,000	£3,985,000
Paying guest in private homes	1,000	17,000	£632,000
Second homes	3,400	46,000	£2,674,000
Boat moorings	0	0	£0
Other	4,000	10,000	£724,000
Staying with friends and relatives	13,500	107,000	£5,059,000
Total	69,000	455,000	£32,823,000

Cotswold - Staying visits by purpose

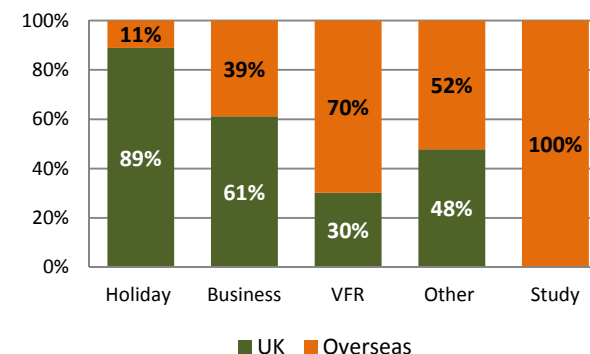
Domestic tourists	Trips	Nights	Spend
Holiday	406,000	1,066,000	£71,314,000
Business	65,000	169,000	£25,252,000
Visits to friends and relatives	28,000	58,000	£6,987,000
Other	6,000	11,000	£1,706,000
Study	0	0	£0
Total	504,000	1,304,000	£105,259,000

Overseas tourists	Trips	Nights	Spend
Holiday	31,000	133,000	£10,946,000
Business	19,000	107,000	£11,876,000
Visits to friends and relatives	17,000	134,000	£5,136,000
Other	1,000	12,000	£945,000
Study	1,000	68,000	£3,920,000
Total	69,000	455,000	£32,823,000

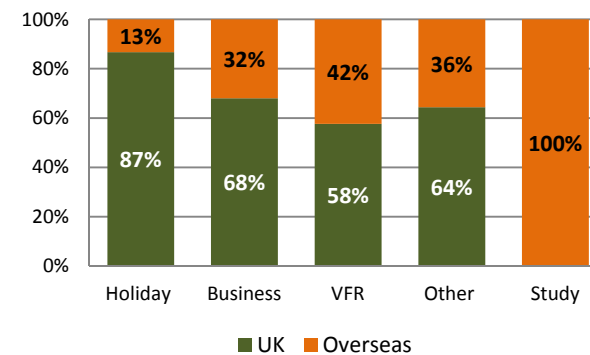
Trips



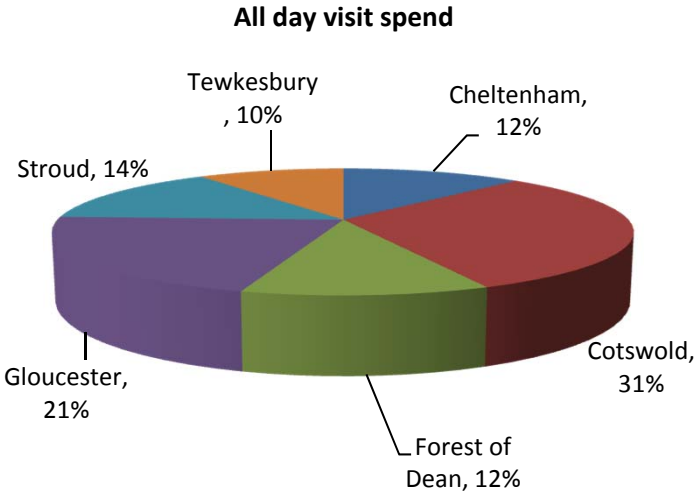
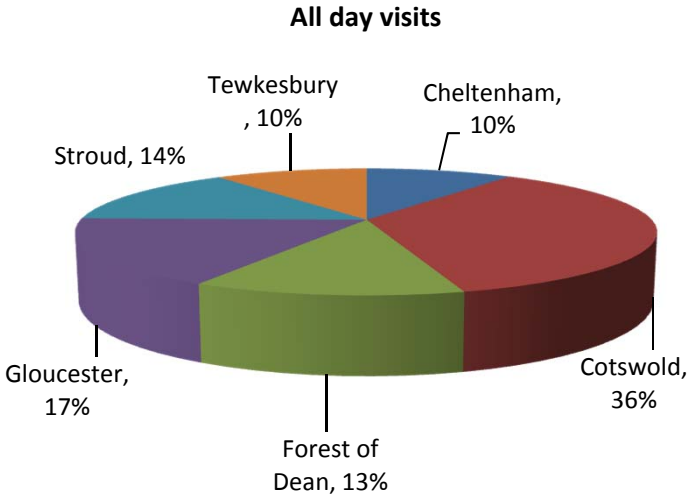
Nights



Spend



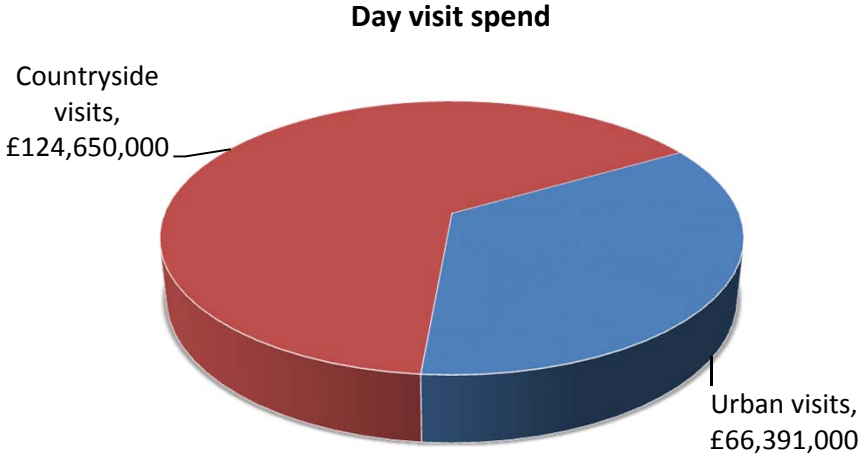
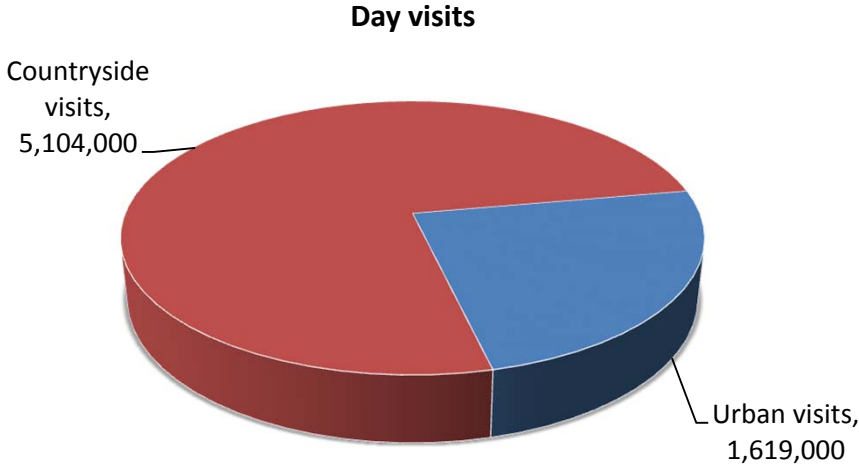
Cotswold - Day visits in the county context



Area	Day visits	Day visit spend
Cheltenham	1.8	£74.0
Cotswold	6.7	£191.0
Forest of Dean	2.4	£70.6
Gloucester	3.3	£129.2
Stroud	2.7	£88.4
Tewkesbury	1.9	£60.1

Cotswold - Day visits by location

Total day visits	Total day visit spend
6,723,000	£191,041,000



Cotswold – Direct visitor expenditure by category



Accommodation

- UK staying visitors £39,592,000
- Overseas staying visitors £11,317,000



Shopping

- UK staying visitors £12,308,000
- Overseas staying visitors £8,174,000
- Day visitors £52,886,000



Food & drink

- UK staying visitors £23,812,000
- Overseas staying visitors £6,818,000
- Day visitors £82,602,000



Attractions/entertainment

- UK staying visitors £10,254,000
- Overseas staying visitors £3,419,000
- Day visitors £28,825,000



Travel

- UK staying visitors £19,293,000
- Overseas staying visitors £3,095,000
- Day visitors £26,727,000

Cotswold – Other visitor related expenditure by category



Second Homes

£1,315,000



Boats

£200,000



Visiting friends and relatives (non-visitor spend)

£4,542,000

- Spend on second homes estimates cover rates, maintenance, and replacement of furniture and fittings.
- Spend on boats estimates cover berthing charges, servicing and maintenance and upgrading of equipment.
- Additional spending is incurred by friends and relatives as a result of people coming to stay with them.

Cotswold – Business turnover

Turnover derived from trip expenditure	Staying visitor related	Day visitor related	Total
Accommodation	£51,521,000	£1,652,000	£53,173,000
Retailing	£20,278,000	£52,358,000	£72,636,000
Catering	£29,711,000	£80,124,000	£109,835,000
Attractions/entertainment	£14,185,000	£30,180,000	£44,365,000
Transport	£13,432,000	£16,036,000	£29,468,000
Arising from non trip spend	£6,057,000	£0	£6,057,000
Total Direct	£135,184,000	£180,350,000	£315,534,000

*Adjustments have been made to recognise that some spending on retail and food and drink will fall within attractions or accommodation establishments. It is assumed that 40% of travel spend will take place at the origin of the trip rather than at the destination.

Total business turnover supported by tourism activity	Staying visitor related	Day visitor related	Total
Direct	£135,184,000	£180,350,000	£315,534,000
Supplier and income induced	£33,603,000	£33,654,000	£67,257,000
Total	£168,787,000	£214,004,000	£382,791,000

Cotswold – Tourism related employment

Estimated actual employment



Full time equivalent employment (FTE's)



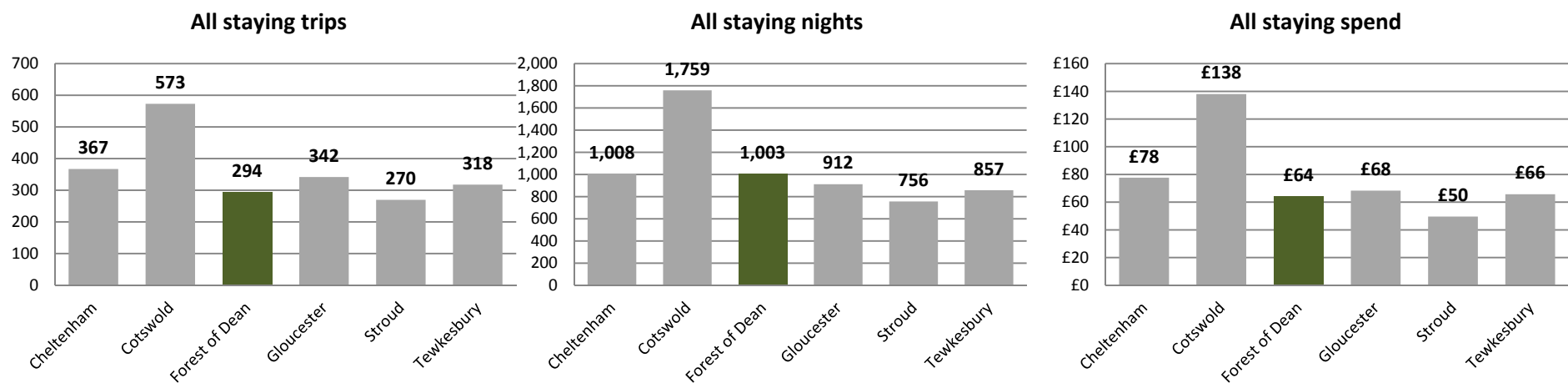
Direct employment in businesses in receipt of visitor expenditure (FTE's)	Staying visitor related	Day visitor related	Total
Accommodation	743	24	767
Retailing	173	445	618
Catering	405	1,091	1,496
Attractions/entertainment	233	495	728
Transport	86	103	190
Arising from non trip spend	96	0	96
Total Direct	1,736	2,159	3,894

Value of Tourism 2016

Forest of Dean

Key Facts	
294,000	Staying visitor trips
1,003,000	Staying visitor nights
£64,059,000	Staying visitor spend
2,372,000	Day visits
£70,619,000	Day visitor spend
£134,678,000	Direct visitor spend
£4,670,000	Other related spend
£139,348,000	TOTAL VISITOR RELATED SPEND
£160,026,000	TOTAL BUSINESS TURNOVER SUPPORTED
3,073	Estimated actual employment
2,203	FTE employment
8%	Proportion of all employment

Forest of Dean - Staying visits in the county context



Area	Domestic trips (000's)	Overseas trips (000's)	Domestic nights (000's)	Overseas nights (000's)	Domestic spend (millions)	Overseas spend (millions)
Cheltenham	316	51	705	303	£57	£20
Cotswold	504	69	1,304	455	£105	£33
Forest of Dean	254	40	685	318	£44	£20
Gloucester	294	48	637	275	£50	£18
Stroud	232	37	535	221	£36	£14
Tewkesbury	276	42	634	223	£50	£16

Forest of Dean - Staying visits by accommodation type

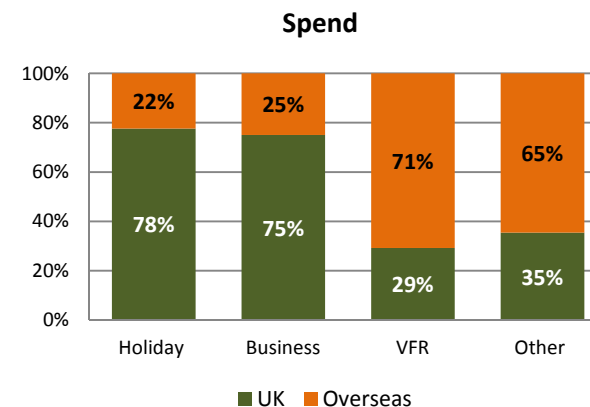
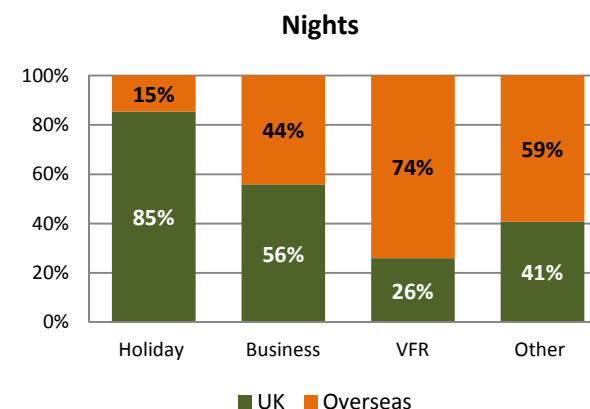
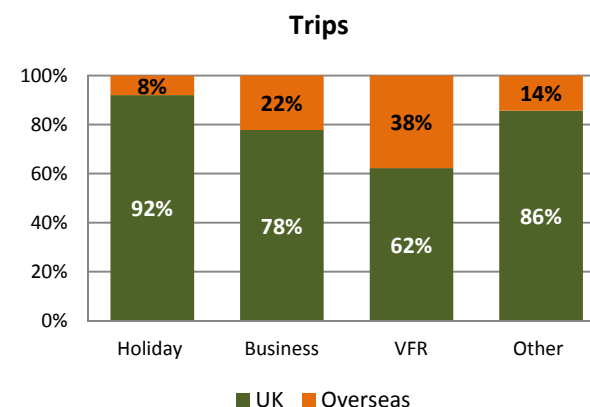
Domestic tourists	Trips	Nights	Spend
Serviced	42,700	75,000	£9,938,000
Self catering	50,400	169,000	£15,393,000
Touring caravans /tents	49,500	183,000	£8,118,000
Static vans/holiday centres	0	0	£0
Group/campus	15,300	38,000	£1,375,000
Paying guest in private homes	0	0	£0
Second homes	2,600	12,000	£293,000
Boat moorings	0	0	£0
Other	1,800	5,000	£515,000
Staying with friends and relatives	92,300	204,000	£8,094,000
Total	254,000	685,000	£43,725,000

Overseas tourists	Trips	Nights	Spend
Serviced	6,900	20,000	£2,739,000
Self catering	2,600	44,000	£2,448,000
Touring caravans /tents	4,100	17,000	£929,000
Static vans/holiday centres	0	0	£0
Group/campus	8,600	115,000	£8,146,000
Paying guest in private homes	0	0	£0
Second homes	400	6,000	£337,000
Boat moorings	0	0	£0
Other	4,000	10,000	£718,000
Staying with friends and relatives	13,400	107,000	£5,017,000
Total	40,000	318,000	£20,334,000

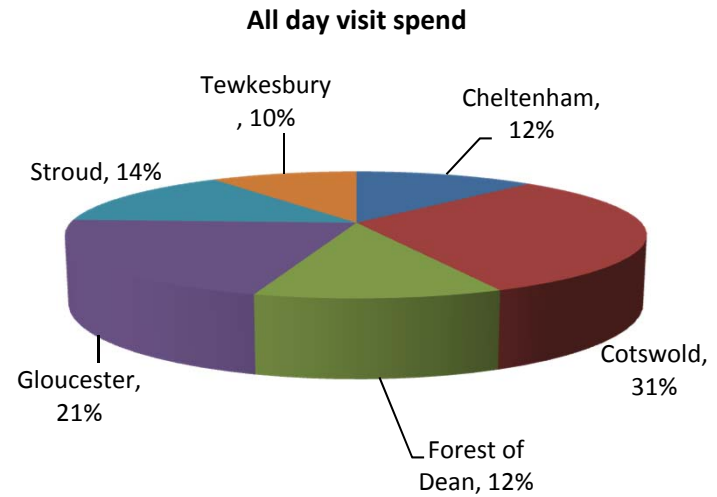
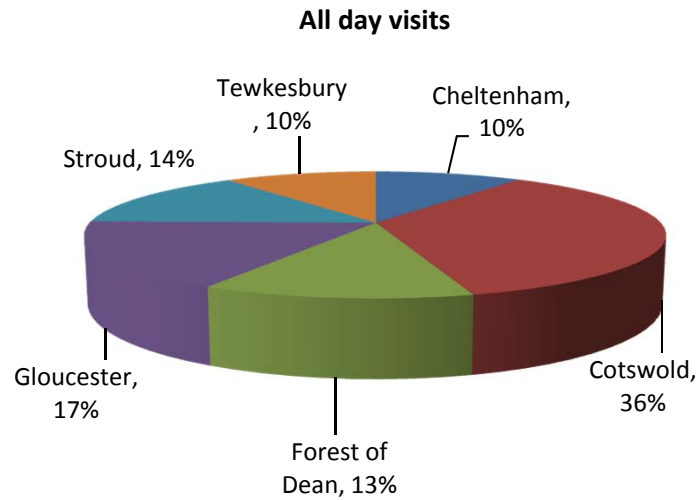
Forest of Dean - Staying visits by purpose

Domestic tourists	Trips	Nights	Spend
Holiday	207,000	575,000	£29,624,000
Business	14,000	38,000	£10,490,000
Visits to friends and relatives	28,000	61,000	£2,902,000
Other	6,000	11,000	£709,000
Study	0	0	£0
Total	254,000	685,000	£43,725,000

Overseas tourists	Trips	Nights	Spend
Holiday	18,000	98,000	£8,531,000
Business	4,000	30,000	£3,489,000
Visits to friends and relatives	17,000	174,000	£7,023,000
Other	1,000	16,000	£1,292,000
Study	0	0	£0
Total	40,000	318,000	£20,334,000



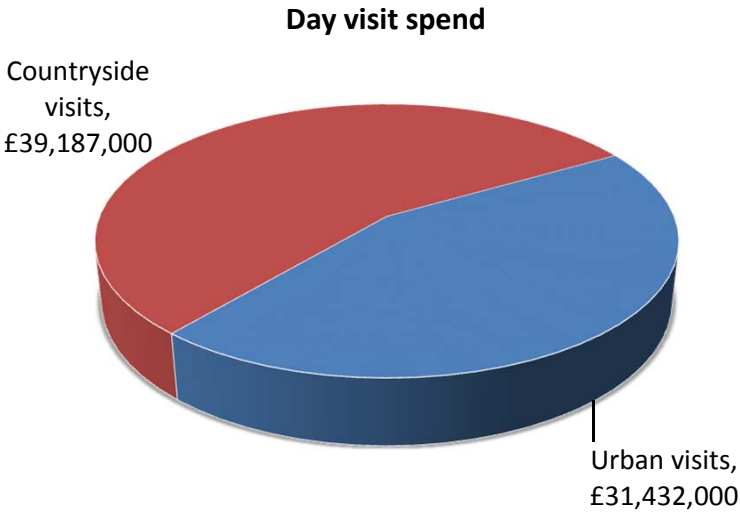
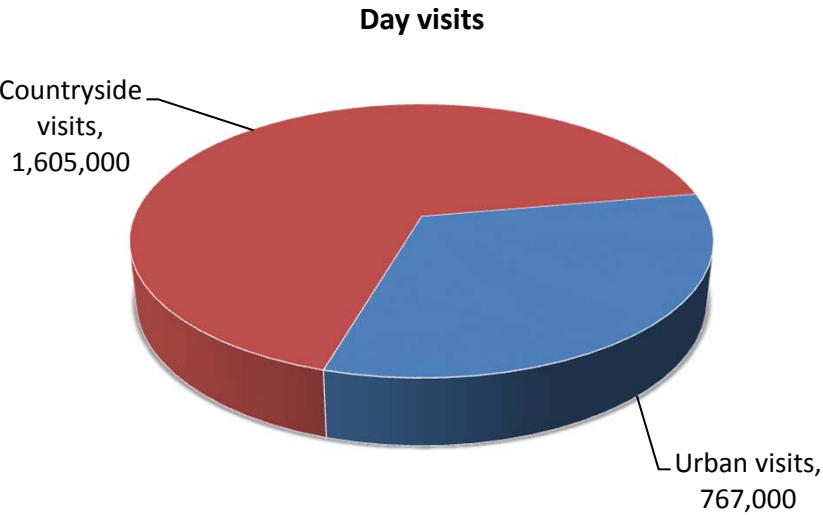
Forest of Dean - Day visits in the county context



Area	Day visits	Day visit spend
Cheltenham	1.8	£74.0
Cotswold	6.7	£191.0
Forest of Dean	2.4	£70.6
Gloucester	3.3	£129.2
Stroud	2.7	£88.4
Tewkesbury	1.9	£60.1

Forest of Dean - Day visits by location

Total day visits	Total day visit spend
2,372,000	£70,619,000



Forest of Dean – Direct visitor expenditure by category



Accommodation

- UK staying visitors £16,446,000
- Overseas staying visitors £6,006,000



Shopping

- UK staying visitors £5,113,000
- Overseas staying visitors £5,648,000
- Day visitors £21,271,000



Food & drink

- UK staying visitors £9,892,000
- Overseas staying visitors £4,608,000
- Day visitors £29,887,000



Attractions/entertainment

- UK staying visitors £4,260,000
- Overseas staying visitors £2,021,000
- Day visitors £10,078,000



Travel

- UK staying visitors £8,014,000
- Overseas staying visitors £2,051,000
- Day visitors £9,382,000

Forest of Dean – Other visitor related expenditure by category



Second Homes
£166,000



Visiting friends and relatives (non-visitor spend)
£4,504,000

- Spend on second homes estimates cover rates, maintenance, and replacement of furniture and fittings.
- Additional spending is incurred by friends and relatives as a result of people coming to stay with them.

Forest of Dean – Business turnover

Turnover derived from trip expenditure	Staying visitor related	Day visitor related	Total
Accommodation	£22,742,000	£598,000	£23,340,000
Retailing	£10,654,000	£21,058,000	£31,712,000
Catering	£14,065,000	£28,991,000	£43,056,000
Attractions/entertainment	£6,533,000	£10,590,000	£17,123,000
Transport	£6,039,000	£5,629,000	£11,668,000
Arising from non trip spend	£4,670,000	£0	£4,670,000
Total Direct	£64,703,000	£66,866,000	£131,569,000

*Adjustments have been made to recognise that some spending on retail and food and drink will fall within attractions or accommodation establishments. It is assumed that 40% of travel spend will take place at the origin of the trip rather than at the destination.

Total business turnover supported by tourism activity	Staying visitor related	Day visitor related	Total
Direct	£64,703,000	£66,866,000	£131,569,000
Supplier and income induced	£16,001,000	£12,456,000	£28,457,000
Total	£80,704,000	£79,322,000	£160,026,000

Forest of Dean – Tourism related employment

Estimated actual employment



Full time equivalent employment (FTE's)



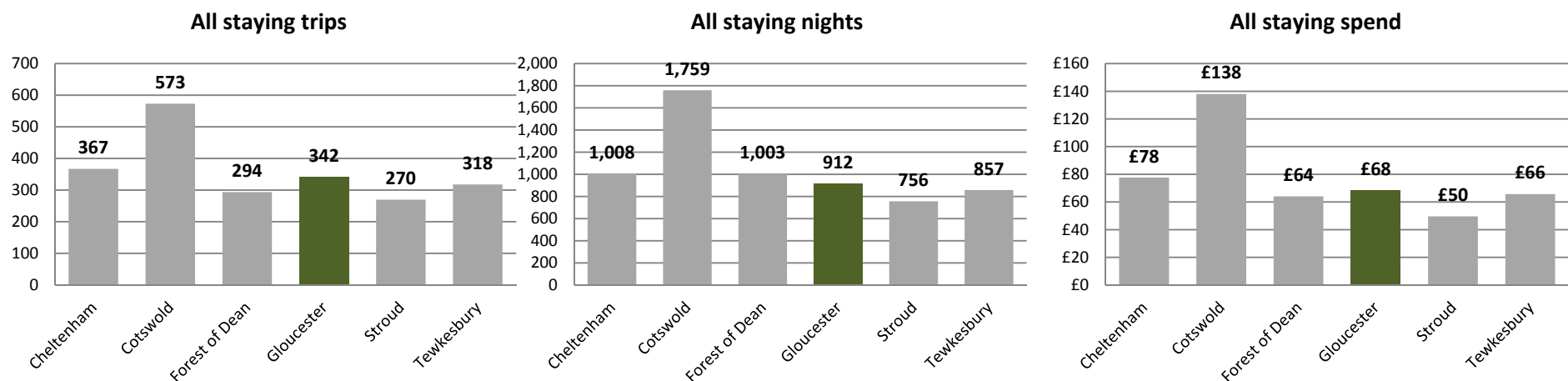
Direct employment in businesses in receipt of visitor expenditure (FTE's)	Staying visitor related	Day visitor related	Total
Accommodation	355	9	365
Retailing	98	194	292
Catering	207	428	635
Attractions/entertainment	116	188	304
Transport	42	39	81
Arising from non trip spend	74	0	74
Total Direct	893	858	1,751

Value of Tourism 2016

Gloucester

Key Facts	
342,000	Staying visitor trips
912,000	Staying visitor nights
£68,290,000	Staying visitor spend
3,250,000	Day visits
£129,167,000	Day visitor spend
£197,457,000	Direct visitor spend
£6,913,000	Other related spend
£204,370,000	TOTAL VISITOR RELATED SPEND
£260,030,000	TOTAL BUSINESS TURNOVER SUPPORTED
4,118	Estimated actual employment
3,047	FTE employment
6%	Proportion of all employment

Gloucester - Staying visits in the county context



Area	Domestic trips (000's)	Overseas trips (000's)	Domestic nights (000's)	Overseas nights (000's)	Domestic spend (millions)	Overseas spend (millions)
Cheltenham	316	51	705	303	£57	£20
Cotswold	504	69	1,304	455	£105	£33
Forest of Dean	254	40	685	318	£44	£20
Gloucester	294	48	637	275	£50	£18
Stroud	232	37	535	221	£36	£14
Tewkesbury	276	42	634	223	£50	£16

Gloucester - Staying visits by accommodation type

Domestic tourists	Trips	Nights	Spend
Serviced	118,800	208,000	£27,663,000
Self catering	26,700	89,000	£8,154,000
Touring caravans /tents	4,300	16,000	£699,000
Static vans/holiday centres	0	0	£0
Group/campus	0	0	£0
Paying guest in private homes	0	0	£0
Second homes	400	2,000	£41,000
Boat moorings	2,000	7,000	£462,000
Other	2,700	7,000	£776,000
Staying with friends and relatives	138,900	307,000	£12,184,000
Total	293,800	637,000	£49,978,000

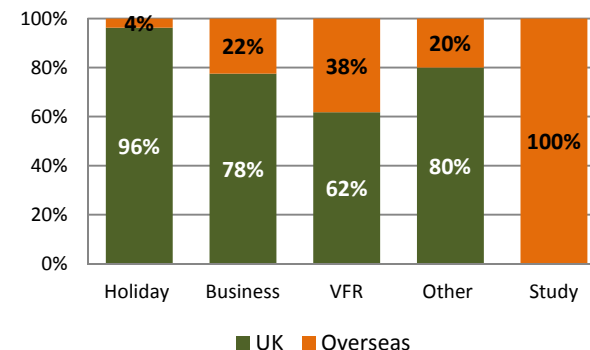
Overseas tourists	Trips	Nights	Spend
Serviced	19,300	57,000	£7,623,000
Self catering	1,400	23,000	£1,297,000
Touring caravans /tents	400	1,000	£80,000
Static vans/holiday centres	0	0	£0
Group/campus	0	0	£0
Paying guest in private homes	1,000	17,000	£632,000
Second homes	100	1,000	£47,000
Boat moorings	0	0	£0
Other	6,000	15,000	£1,081,000
Staying with friends and relatives	20,200	160,000	£7,553,000
Total	48,200	275,000	£18,312,000

Gloucester - Staying visits by purpose

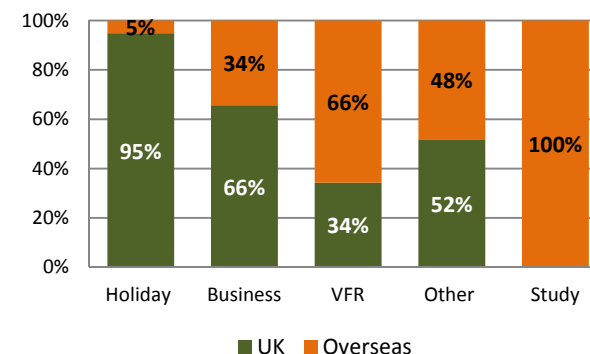
Domestic tourists	Trips	Nights	Spend
Holiday	205,000	463,000	£33,861,000
Business	38,000	86,000	£11,990,000
Visits to friends and relatives	42,000	74,000	£3,318,000
Other	8,000	14,000	£810,000
Study	0	0	£0
Total	294,000	637,000	£49,978,000

Overseas tourists	Trips	Nights	Spend
Holiday	8,000	25,000	£2,330,000
Business	11,000	45,000	£5,617,000
Visits to friends and relatives	26,000	142,000	£6,114,000
Other	2,000	13,000	£1,124,000
Study	1,000	49,000	£3,126,000
Total	48,000	275,000	£18,312,000

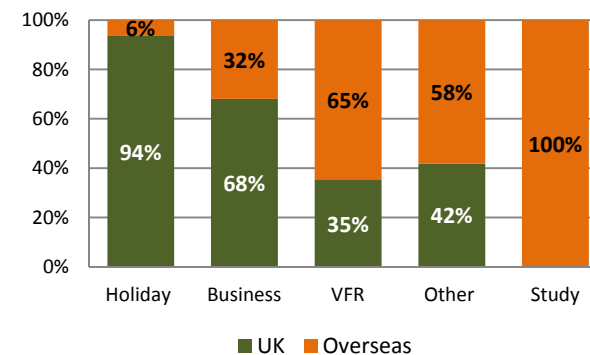
Trips



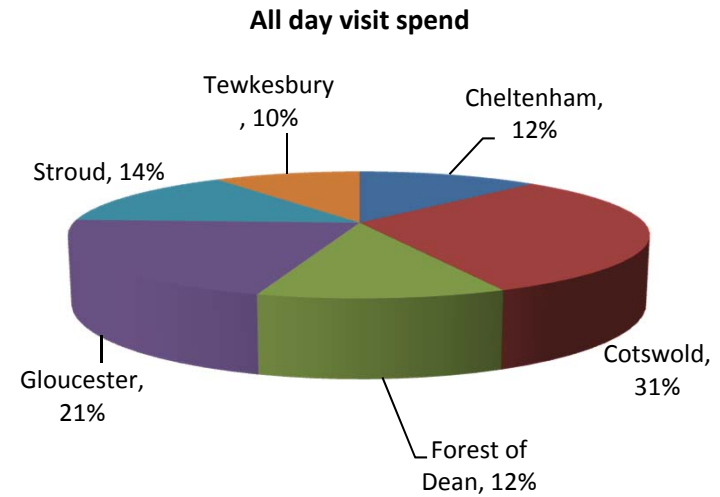
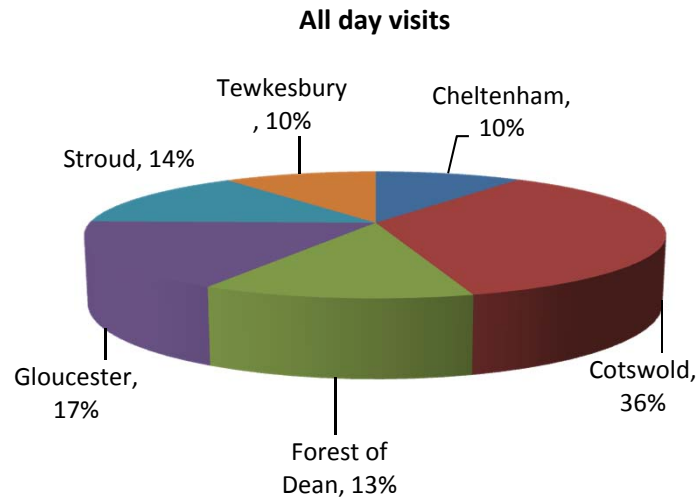
Nights



Spend



Gloucester - Day visits in the county context

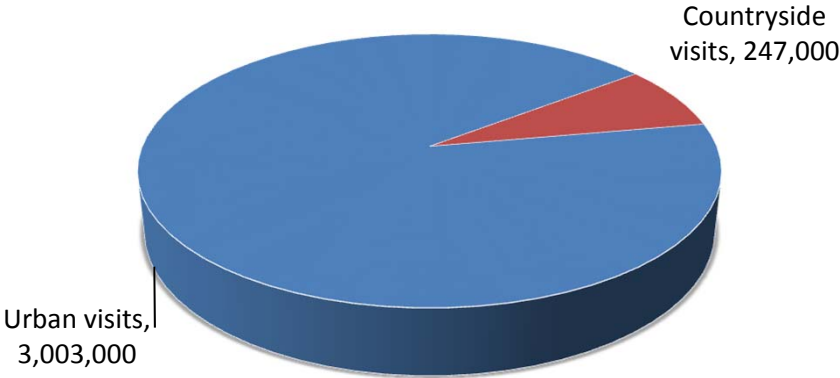


Area	Day visits	Day visit spend
Cheltenham	1.8	£74.0
Cotswold	6.7	£191.0
Forest of Dean	2.4	£70.6
Gloucester	3.3	£129.2
Stroud	2.7	£88.4
Tewkesbury	1.9	£60.1

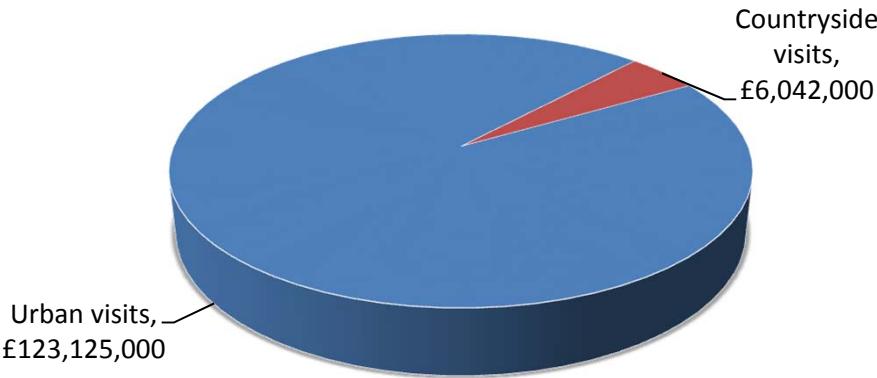
Gloucester - Day visits by location

Total day visits	Total day visit spend
3,250,000	£129,167,000

Day visits



Day visit spend



Gloucester – Direct visitor expenditure by category



Accommodation

- UK staying visitors £18,799,000
- Overseas staying visitors £5,520,000



Shopping

- UK staying visitors £5,844,000
- Overseas staying visitors £4,942,000
- Day visitors £55,306,000



Food & drink

- UK staying visitors £11,306,000
- Overseas staying visitors £3,804,000
- Day visitors £48,505,000



Attractions/entertainment

- UK staying visitors £4,869,000
- Overseas staying visitors £2,319,000
- Day visitors £12,935,000



Travel

- UK staying visitors £9,160,000
- Overseas staying visitors £1,727,000
- Day visitors £12,421,000

Gloucester – Other visitor related expenditure by category



Second Homes

£23,000



Boats

£110,000



Visiting friends and relatives (non-visitor spend)

£6,780,000

- Spend on second homes estimates cover rates, maintenance, and replacement of furniture and fittings.
- Spend on boats estimates cover berthing charges, servicing and maintenance and upgrading of equipment.
- Additional spending is incurred by friends and relatives as a result of people coming to stay with them.

Gloucester – Business turnover

Turnover derived from trip expenditure	Staying visitor related	Day visitor related	Total
Accommodation	£24,621,000	£970,000	£25,591,000
Retailing	£10,678,000	£54,753,000	£65,431,000
Catering	£14,657,000	£47,050,000	£61,707,000
Attractions/entertainment	£7,447,000	£13,973,000	£21,420,000
Transport	£6,532,000	£7,453,000	£13,985,000
Arising from non trip spend	£6,913,000	£0	£6,913,000
Total Direct	£70,848,000	£124,199,000	£195,047,000

*Adjustments have been made to recognise that some spending on retail and food and drink will fall within attractions or accommodation establishments. It is assumed that 40% of travel spend will take place at the origin of the trip rather than at the destination.

Total business turnover supported by tourism activity	Staying visitor related	Day visitor related	Total
Direct	£70,848,000	£124,199,000	£195,047,000
Supplier and income induced	£28,814,000	£36,169,000	£64,983,000
Total	£99,662,000	£160,368,000	£260,030,000

Gloucester – Tourism related employment

Estimated actual employment



Full time equivalent employment (FTE's)



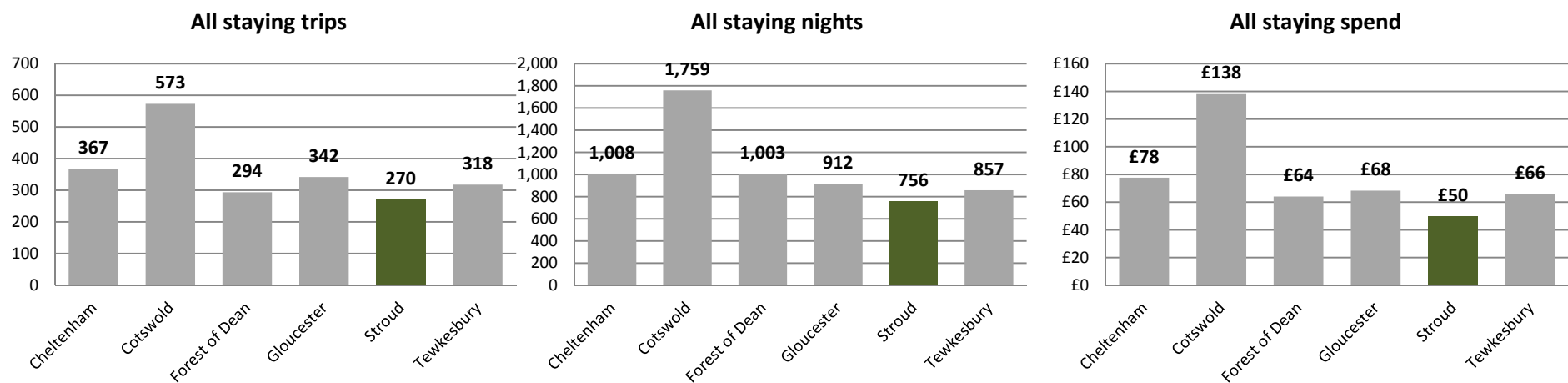
Direct employment in businesses in receipt of visitor expenditure (FTE's)	Staying visitor related	Day visitor related	Total
Accommodation	307	12	319
Retailing	78	402	480
Catering	172	553	725
Attractions/entertainment	105	198	303
Transport	36	41	78
Arising from non trip spend	110	0	110
Total Direct	809	1,206	2,015

Value of Tourism 2016

Stroud

Key Facts	
269,600	Staying visitor trips
756,000	Staying visitor nights
£49,626,000	Staying visitor spend
2,716,000	Day visits
£88,444,000	Day visitor spend
£138,070,000	Direct visitor spend
£6,176,000	Other related spend
£144,246,000	TOTAL VISITOR RELATED SPEND
£184,313,000	TOTAL BUSINESS TURNOVER SUPPORTED
3,057	Estimated actual employment
2,265	FTE employment
5%	Proportion of all employment

Stroud - Staying visits in the county context



Area	Domestic trips (000's)	Overseas trips (000's)	Domestic nights (000's)	Overseas nights (000's)	Domestic spend (millions)	Overseas spend (millions)
Cheltenham	316	51	705	303	£57	£20
Cotswold	504	69	1,304	455	£105	£33
Forest of Dean	254	40	685	318	£44	£20
Gloucester	294	48	637	275	£50	£18
Stroud	232	37	535	221	£36	£14
Tewkesbury	276	42	634	223	£50	£16

Stroud - Staying visits by accommodation type

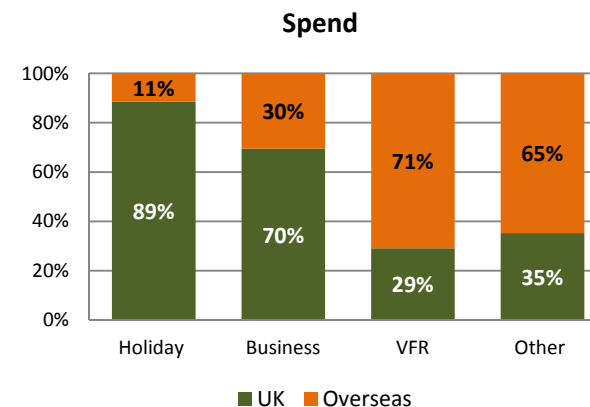
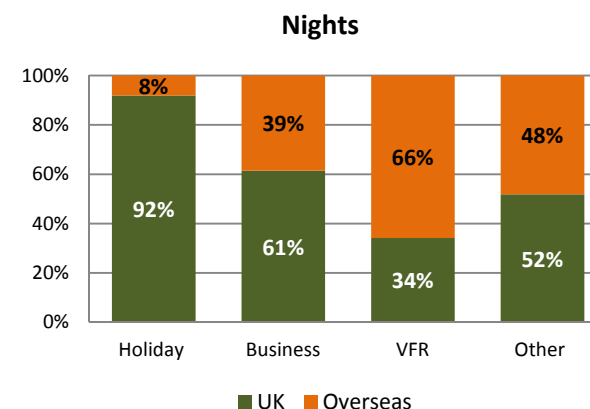
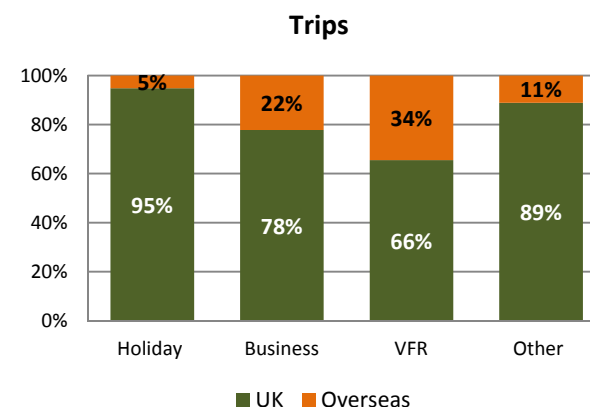
Domestic tourists	Trips	Nights	Spend
Serviced	66,200	116,000	£15,406,000
Self catering	19,100	64,000	£5,824,000
Touring caravans /tents	12,400	46,000	£2,033,000
Static vans/holiday centres	0	0	£0
Group/campus	0	0	£0
Paying guest in private homes	0	0	£0
Second homes	3,500	16,000	£394,000
Boat moorings	1,400	5,000	£319,000
Other	2,500	7,000	£711,000
Staying with friends and relatives	127,300	282,000	£11,168,000
Total	232,300	535,000	£35,855,000

Overseas tourists	Trips	Nights	Spend
Serviced	10,700	32,000	£4,246,000
Self catering	1,000	16,000	£926,000
Touring caravans /tents	1,000	4,000	£233,000
Static vans/holiday centres	0	0	£0
Group/campus	0	0	£0
Paying guest in private homes	0	0	£0
Second homes	600	8,000	£453,000
Boat moorings	0	0	£0
Other	5,500	14,000	£990,000
Staying with friends and relatives	18,500	147,000	£6,923,000
Total	37,300	221,000	£13,771,000

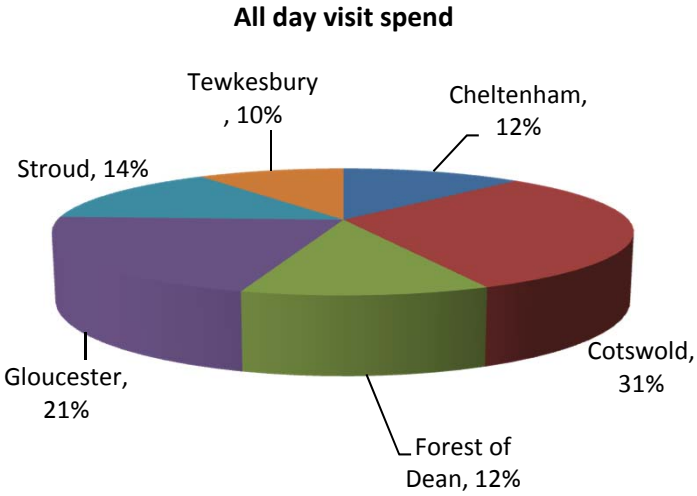
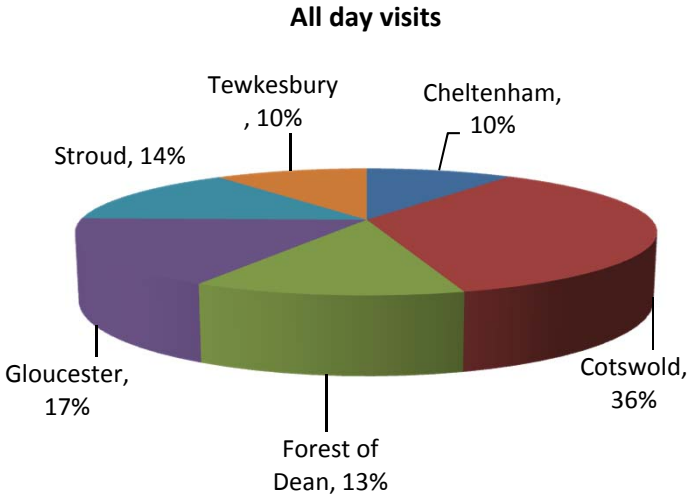
Stroud - Staying visits by purpose

Domestic tourists	Trips	Nights	Spend
Holiday	165,000	398,000	£24,292,000
Business	21,000	51,000	£8,602,000
Visits to friends and relatives	38,000	73,000	£2,380,000
Other	8,000	14,000	£581,000
Study	0	0	£0
Total	232,000	535,000	£35,855,000

Overseas tourists	Trips	Nights	Spend
Holiday	9,000	35,000	£3,133,000
Business	6,000	32,000	£3,773,000
Visits to friends and relatives	20,000	141,000	£5,798,000
Other	1,000	13,000	£1,066,000
Study	0	0	£0
Total	37,000	221,000	£13,771,000



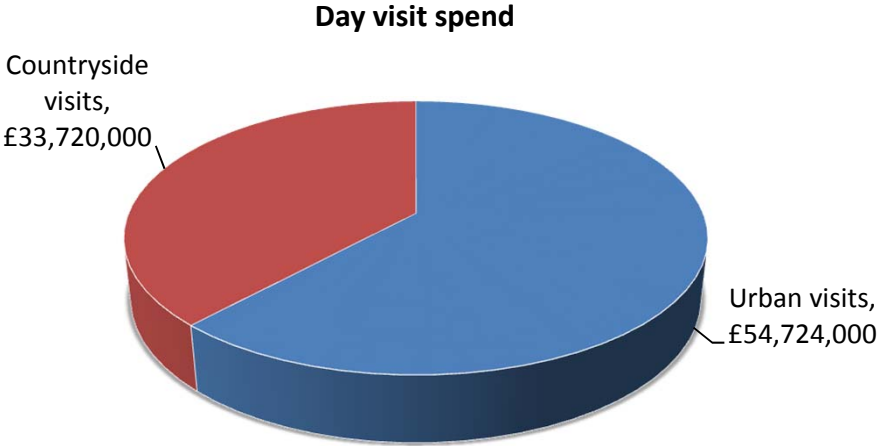
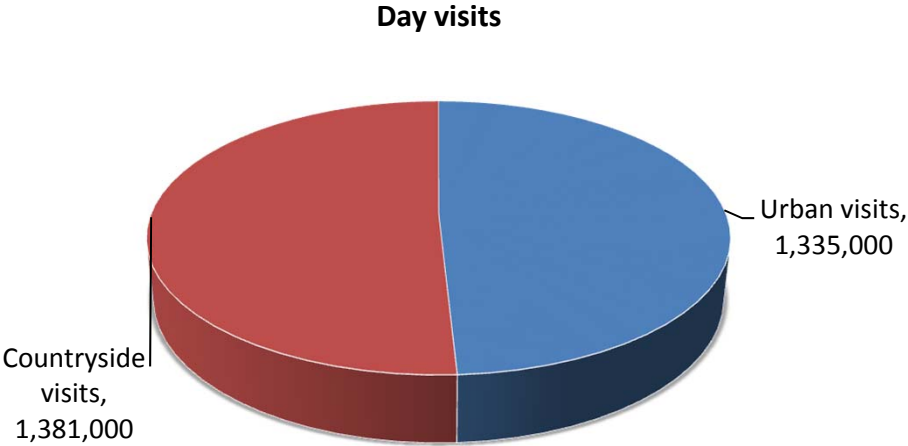
Stroud - Day visits in the county context



Area	Day visits	Day visit spend
Cheltenham	1.8	£74.0
Cotswold	6.7	£191.0
Forest of Dean	2.4	£70.6
Gloucester	3.3	£129.2
Stroud	2.7	£88.4
Tewkesbury	1.9	£60.1

Stroud - Day visits by location

Total day visits	Total day visit spend
2,716,000	£88,444,000



Stroud – Direct visitor expenditure by category



Accommodation

- UK staying visitors £13,487,000
- Overseas staying visitors £4,048,000



Shopping

- UK staying visitors £4,193,000
- Overseas staying visitors £3,723,000
- Day visitors £30,478,000



Food & drink

- UK staying visitors £8,111,000
- Overseas staying visitors £3,103,000
- Day visitors £35,990,000



Attractions/entertainment

- UK staying visitors £3,493,000
- Overseas staying visitors £1,490,000
- Day visitors £11,335,000



Travel

- UK staying visitors £6,572,000
- Overseas staying visitors £1,407,000
- Day visitors £10,641,000

Stroud – Other visitor related expenditure by category



Second Homes

£223,000



Boats

£76,000



Visiting friends and relatives (non-visitor spend)

£5,877,000

- Spend on second homes estimates cover rates, maintenance, and replacement of furniture and fittings.
- Spend on boats estimates cover berthing charges, servicing and maintenance and upgrading of equipment.
- Additional spending is incurred by friends and relatives as a result of people coming to stay with them.

Stroud – Business turnover

Turnover derived from trip expenditure	Staying visitor related	Day visitor related	Total
Accommodation	£17,759,000	£720,000	£18,479,000
Retailing	£7,837,000	£30,173,000	£38,010,000
Catering	£10,878,000	£34,910,000	£45,788,000
Attractions/entertainment	£5,174,000	£12,000,000	£17,174,000
Transport	£4,787,000	£6,385,000	£11,172,000
Arising from non trip spend	£6,176,000	£0	£6,176,000
Total Direct	£52,611,000	£84,188,000	£136,799,000

*Adjustments have been made to recognise that some spending on retail and food and drink will fall within attractions or accommodation establishments. It is assumed that 40% of travel spend will take place at the origin of the trip rather than at the destination.

Total business turnover supported by tourism activity	Staying visitor related	Day visitor related	Total
Direct	£52,611,000	£84,188,000	£136,799,000
Supplier and income induced	£21,459,000	£26,055,000	£47,514,000
Total	£74,070,000	£110,243,000	£184,313,000

Stroud – Tourism related employment

Estimated actual employment



Full time equivalent employment (FTE's)



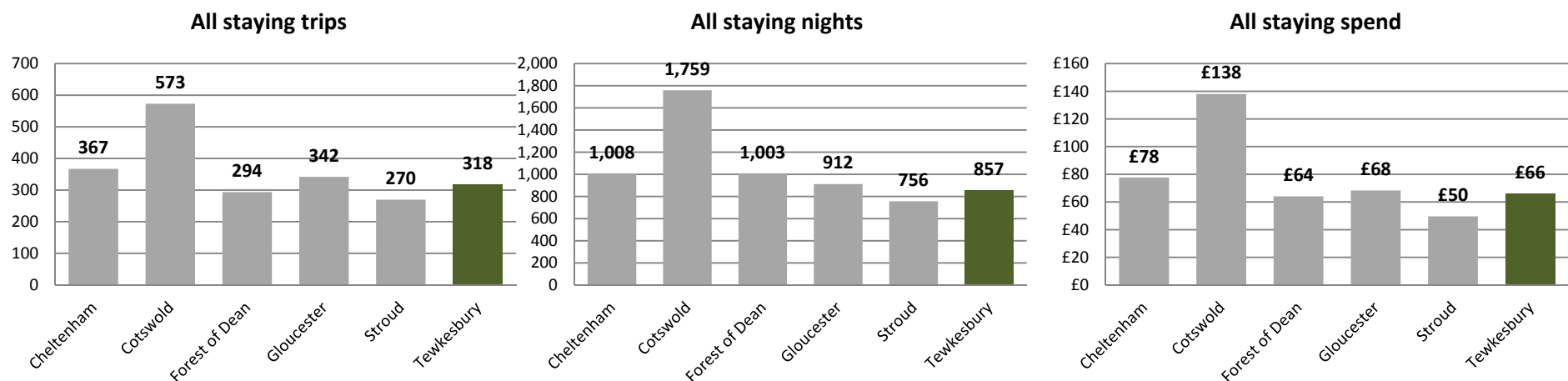
Direct employment in businesses in receipt of visitor expenditure (FTE's)	Staying visitor related	Day visitor related	Total
Accommodation	231	9	240
Retailing	60	231	291
Catering	134	429	562
Attractions/entertainment	76	177	254
Transport	28	37	65
Arising from non trip spend	98	0	98
Total Direct	627	884	1,511

Value of Tourism 2016

Tewkesbury

Key Facts	
318,000	Staying visitor trips
857,000	Staying visitor nights
£65,753,000	Staying visitor spend
1,918,000	Day visits
£60,120,000	Day visitor spend
£125,873,000	Direct visitor spend
£5,472,000	Other related spend
£131,345,000	TOTAL VISITOR RELATED SPEND
£150,471,000	TOTAL BUSINESS TURNOVER SUPPORTED
2,490	Estimated actual employment
1,803	FTE employment
6%	Proportion of all employment

Tewkesbury - Staying visits in the county context



Area	Domestic trips (000's)	Overseas trips (000's)	Domestic nights (000's)	Overseas nights (000's)	Domestic spend (millions)	Overseas spend (millions)
Cheltenham	316	51	705	303	£57	£20
Cotswold	504	69	1,304	455	£105	£33
Forest of Dean	254	40	685	318	£44	£20
Gloucester	294	48	637	275	£50	£18
Stroud	232	37	535	221	£36	£14
Tewkesbury	276	42	634	223	£50	£16

Tewkesbury - Staying visits by accommodation type

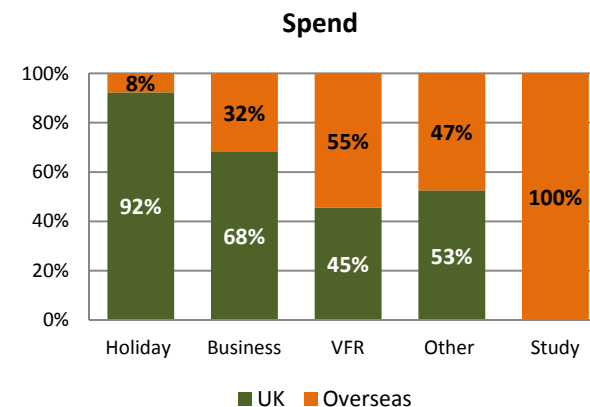
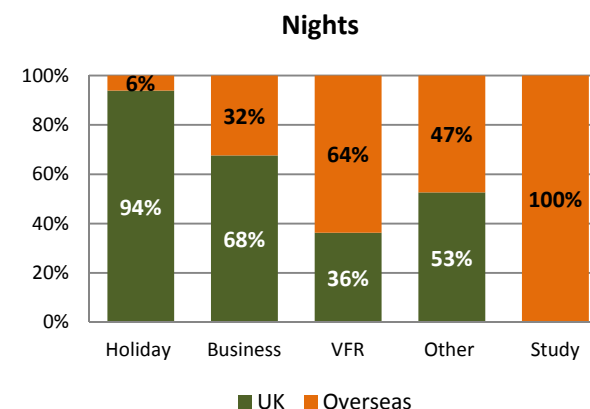
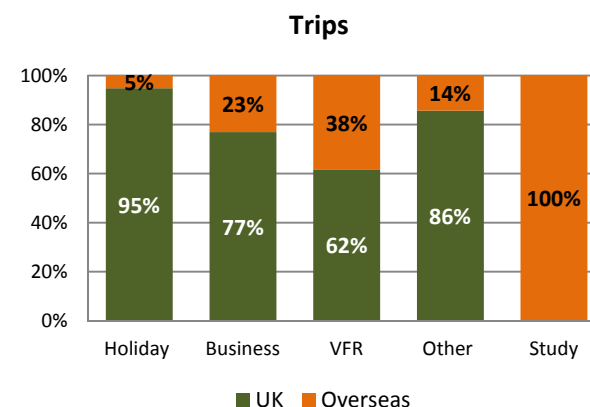
Domestic tourists	Trips	Nights	Spend
Serviced	123,100	216,000	£28,647,000
Self catering	16,600	56,000	£5,075,000
Touring caravans /tents	24,000	89,000	£3,940,000
Static vans/holiday centres	400	2,000	£75,000
Group/campus	0	0	£0
Paying guest in private homes	0	0	£0
Second homes	2,200	10,000	£247,000
Boat moorings	12,900	47,000	£2,942,000
Other	1,800	5,000	£530,000
Staying with friends and relatives	94,900	210,000	£8,324,000
Total	275,900	634,000	£49,780,000

Overseas tourists	Trips	Nights	Spend
Serviced	20,000	59,000	£7,895,000
Self catering	800	14,000	£807,000
Touring caravans /tents	2,000	8,000	£451,000
Static vans/holiday centres	0	0	£7,000
Group/campus	0	0	£0
Paying guest in private homes	1,000	17,000	£632,000
Second homes	400	5,000	£284,000
Boat moorings	0	0	£0
Other	4,100	10,000	£738,000
Staying with friends and relatives	13,800	110,000	£5,160,000
Total	42,100	223,000	£15,973,000

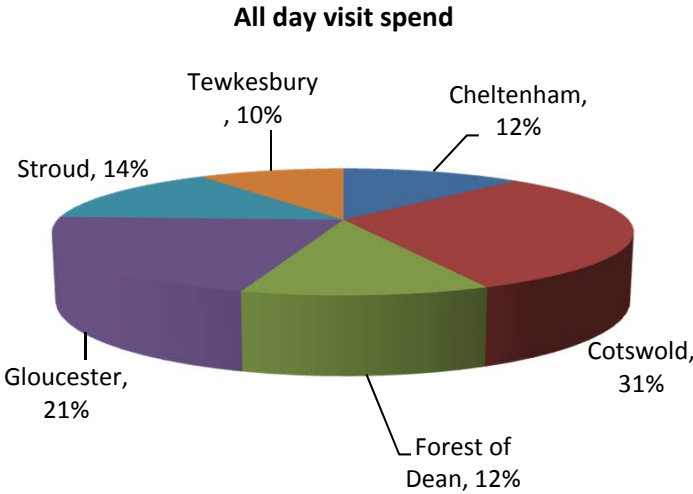
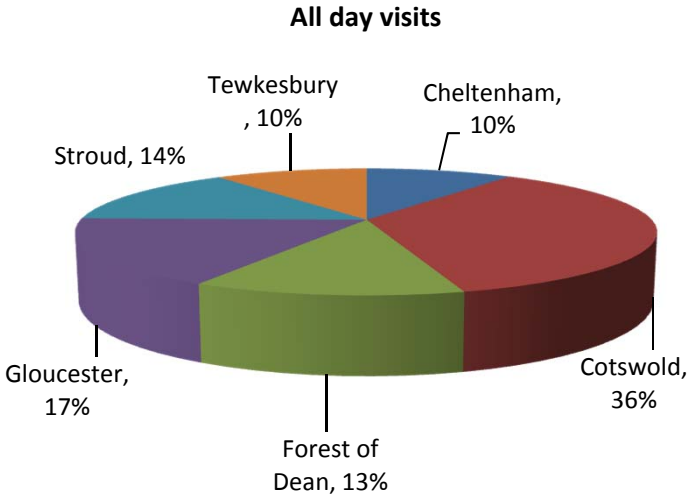
Tewkesbury - Staying visits by purpose

Domestic tourists	Trips	Nights	Spend
Holiday	202,000	477,000	£33,727,000
Business	40,000	94,000	£11,942,000
Visits to friends and relatives	29,000	53,000	£3,304,000
Other	6,000	10,000	£807,000
Study	0	0	£0
Total	276,000	634,000	£49,780,000

Overseas tourists	Trips	Nights	Spend
Holiday	11,000	31,000	£2,805,000
Business	12,000	45,000	£5,515,000
Visits to friends and relatives	18,000	93,000	£3,961,000
Other	1,000	9,000	£728,000
Study	1,000	46,000	£2,964,000
Total	42,000	223,000	£15,973,000



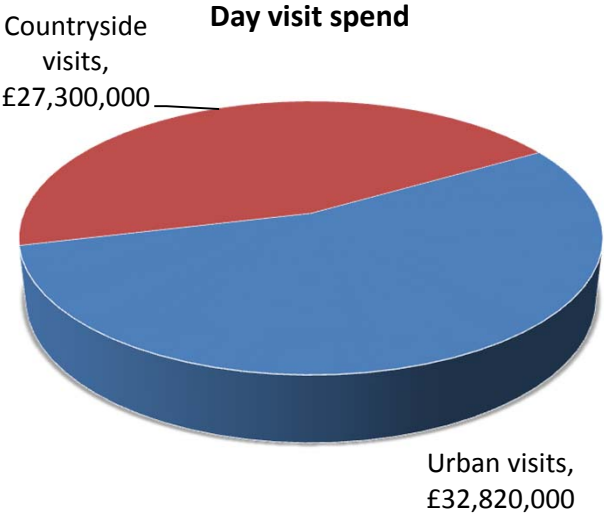
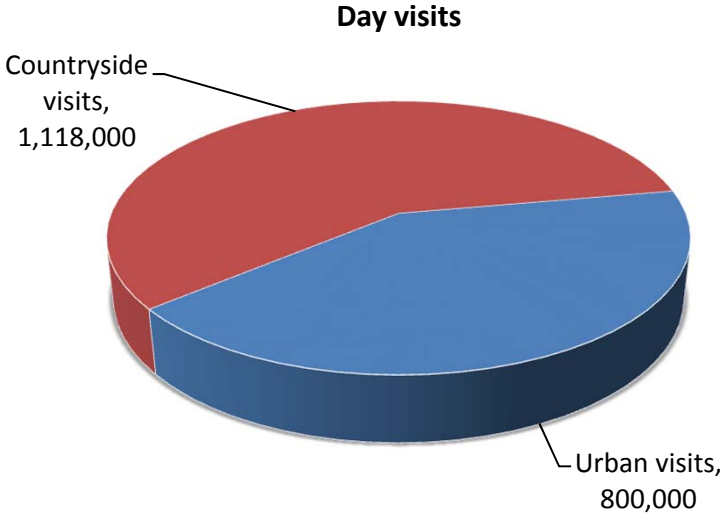
Tewkesbury - Day visits in the county context



Area	Day visits	Day visit spend
Cheltenham	1.8	£74.0
Cotswold	6.7	£191.0
Forest of Dean	2.4	£70.6
Gloucester	3.3	£129.2
Stroud	2.7	£88.4
Tewkesbury	1.9	£60.1

Tewkesbury - Day visits by location

Total day visits	Total day visit spend
1,918,00	£60,120,000



Tewkesbury – Direct visitor expenditure by category



Accommodation

- UK staying visitors £18,724,000
- Overseas staying visitors £5,127,000



Shopping

- UK staying visitors £5,821,000
- Overseas staying visitors £4,160,000
- Day visitors £19,623,000



Food & drink

- UK staying visitors £11,261,000
- Overseas staying visitors £3,257,000
- Day visitors £24,875,000



Attractions/entertainment

- UK staying visitors £4,580,000
- Overseas staying visitors £1,948,000
- Day visitors £8,072,000



Travel

- UK staying visitors £9,124,000
- Overseas staying visitors £1,481,000
- Day visitors £7,550,000

Tewkesbury – Other visitor related expenditure by category



Second Homes

£140,000



Boats

£700,000



Visiting friends and relatives (non-visitor spend)

£4,632,000

- Spend on second homes estimates cover rates, maintenance, and replacement of furniture and fittings.
- Spend on boats estimates cover berthing charges, servicing and maintenance and upgrading of equipment.
- Additional spending is incurred by friends and relatives as a result of people coming to stay with them.

Tewkesbury – Business turnover

Turnover derived from trip expenditure	Staying visitor related	Day visitor related	Total
Accommodation	£24,141,000	£498,000	£24,639,000
Retailing	£9,881,000	£19,427,000	£29,308,000
Catering	£14,082,000	£24,129,000	£38,211,000
Attractions/entertainment	£7,043,000	£8,517,000	£15,560,000
Transport	£6,363,000	£4,530,000	£10,893,000
Arising from non trip spend	£5,472,000	£0	£5,472,000
Total Direct	£66,982,000	£57,101,000	£124,083,000

*Adjustments have been made to recognise that some spending on retail and food and drink will fall within attractions or accommodation establishments. It is assumed that 40% of travel spend will take place at the origin of the trip rather than at the destination.

Total business turnover supported by tourism activity	Staying visitor related	Day visitor related	Total
Direct	£66,982,000	£57,101,000	£124,083,000
Supplier and income induced	£16,349,000	£10,039,000	£26,388,000
Total	£83,331,000	£67,140,000	£150,471,000

Tewkesbury – Tourism related employment

Estimated actual employment



Full time equivalent employment (FTE's)



Direct employment in businesses in receipt of visitor expenditure (FTE's)	Staying visitor related	Day visitor related	Total
Accommodation	312	6	318
Retailing	75	148	223
Catering	172	294	466
Attractions/entertainment	103	125	228
Transport	37	26	63
Arising from non trip spend	87	0	87
Total Direct	785	599	1,384